



Owner <b>EH&amp;S</b>	DOC. NO. <b>ENV-SPCC</b>	REV.	DATE
DOC. TITLE <b>Spill Prevention, Control, and Countermeasures</b>			

**Spill Prevention, Control, and  
Countermeasures  
Contingency Plan  
SPCC**

Plan Review Required January 2025  
**SPILL PREVENTION, CONTROL AND COUNTERMEASURE**



Owner EH&S	DOC. NO. ENV-SPCC	REV. 4	DATE 10/20/2022
DOC. TITLE Spill Prevention, Control, and Countermeasures			

## CONTINGENCY PLAN CERTIFICATE AND FACILITY ACCEPTANCE

In accordance with the United States Environmental Protection Agency Regulations regarding oil pollution prevention, Amherst College has prepared this Spill Prevention, Control and Countermeasures plan, here-after known as the SPCC plan, in compliance with 40 CFR 112.

Under the Clean Water Act, the Environmental Protection Agency (EPA) can conduct compliance inspections of a facility for which an SPCC plan is required. Because Amherst College is the owner / operator of a non-transportation facility with above ground oil storage in excess of 1,320 gallons and located in such an area that can reasonably be expected to discharge oil into a brook or river, the plan is relevant. Non-compliance with 40 CFR 112 under the Clean Water Act is subject to fines up to \$51,570.00.

The Amherst College SPCC plan has taken into consideration Oil Spill Prevention and Response. As outlined in Facilities Response Plan section of 40 CFR 112, Amherst College has met all of the requirements of both the “Elements of a Model Plan” and the “Critical Elements of a Plan”. The program contains an action plan, is cross-referenced with other policies and procedures and is facility specific.

The SPCC plan may be viewed online at Amherst College Environmental Health and Safety Website; [www.amherst.edu/offices/enviro\\_health\\_safety/environmental-madep-epa/-spill-prevention-control-and-countermeasures-plan-spcc-](http://www.amherst.edu/offices/enviro_health_safety/environmental-madep-epa/-spill-prevention-control-and-countermeasures-plan-spcc-). A copy of the plan has also been forwarded to the town of Amherst Board of Health, Conservation Commission, and Public Works. Most of the above referenced departments are open at least 8 hours per day, but 24-hour access to the SPCC plan is possible through either the Amherst College Police Department or the Amherst Fire Department, if needed.

As necessary, the SPCC plan will be amended if and when a change in the facility design, construction, operation or maintenance affects the potential for a discharge of oil into the environment. If a change in the facility does not take place, and there are no new technological advances in oil spill prevention and control, then Amherst College will review and update the SPCC plan every (5) years, as required.

- **The original SPCC plan and all changes must be approved and certified by a Registered Professional Engineer.**

In accordance with 40 CFR 112.3 (d), a registered professional engineer who is familiar with the requirements of 40 CFR 112 has visited and examined the facility at Amherst College, Routes 9 and 116 in the Town of Amherst, Massachusetts, and has determined that all requirements of 40 CFR 112 have been addressed. The SPCC plan has been prepared in accordance with good engineering practices including consideration of applicable industry standards and the requirements of 40 CFT



Owner EH&S	DOC. NO. ENV-SPCC	REV. 4	DATE 10/20/2022
DOC. TITLE Spill Prevention, Control, and Countermeasures			

---

 ENVIRONMENTALHEALTH & SAFETY
 

---

112. Procedures for required inspections and testing have been established and the plan is adequate for the facility. The SPCC plan shall be modified when necessary by the Amherst College Office of Environmental Health & Safety and will be re-examined and stamped by the registered professional engineer when required.

The above being accurate, I attest that this SPCC / Contingency Plan has been prepared in accordance with good engineering practices.

---

 Registered Professional Engineer

---

 Date



Owner <b>EH&amp;S</b>	DOC. NO. <b>ENV-SPCC</b>	REV. 4	DATE <b>10/20/2022</b>
DOC. TITLE <b>Spill Prevention, Control, and Countermeasures</b>			

**Table of Contents**

1. Spill Prevention, Control, and Countermeasures Introduction ..... 1

2. Regulatory Requirements ..... 1

3. Definitions ..... 1

4. Scope..... 4

5. Applicability ..... 4

6. Responsibility ..... 5

7. Facility Description..... 6

8. Hypothetical Situations ..... 15

9. Spill History ..... 17

10. Spill Control..... 22

11. Contingency Plan and Location(s)..... 25

12. Plan Review ..... 26

13. Security ..... 26

14. Inspections ..... 27

15. Personnel Training..... 28

**Appendices**

Hazardous Materials Incident Report Form ..... A

Tanker Truck – Unloading Procedures ..... B

List of Fuel Oil Tanks - #2 ..... C

List of Fuel Oil Tanks - #6 ..... D

List of Fuel Oil Tanks – Gasoline & Diesel ..... E



Owner EH&S	DOC. NO. ENV-SPCC	REV. 4	DATE 10/20/2022
DOC. TITLE Spill Prevention, Control, and Countermeasures			

ENVIRONMENTALHEALTH & SAFETY

---

List of Hydraulic Elevators  
List of Transformers  
Incident Command System  
Facility Maps

F  
G  
H  
I





Owner <b>EH&amp;S</b>	DOC. NO. <b>ENV-SPCC</b>	REV. 4	DATE 10/20/2022
DOC. TITLE <b>Spill Prevention, Control, and Countermeasures</b>			

## 1. Spill Prevention, Control, and Countermeasures Introduction

- 1.1. Amherst College is mandated by the Federal Environmental Protection Agency 40 CFR 112 (EPA) and Massachusetts Department of Environmental Protection (MassDEP) to have a Spill Prevention, Control and Countermeasures plan with emergency response / contingency planning activities incorporated there-in.
- 1.2. The plan must incorporate information like, but is not limited to; facility description and size, number of employees and their training, spill history, hypothetical releases, emergency spill response, inspection methods, plan location and security. In addition, the SPCC plan must name coordinator(s), primary and secondary as well as identify emergency response agencies that will be called upon to work with Amherst College, both clean up and regulatory.
- 1.3. The plan has been designed to identify potential environmental risks at the college and to establish a means of effective emergency response to lessen the damage that could occur in the event of a leak, rupture or spills. The following outlines the comprehensive program put together by employees of Facilities and Environmental Health and Safety.

## 2. Regulatory Requirements

- 2.1. Amherst College has prepared this plan in accordance with 40 CFR 112 – EPA Spill, Prevention, Control, and Countermeasure Plan Regulations

## 3. Definitions

- **Massachusetts Department of Environmental Protection (MassDEP)** - The Commonwealth of Massachusetts regulatory agency charged with the promulgation and enforcement of laws pertaining to the environment, including but not limited to air, soil and water.
- **Emergency Coordinator(s)** – a single person, identified by the college who has the authority and resources available to coordinate, delegate, finance, inspect and mitigate an accidental discharge that may adversely affect the college and the environment. The Emergency Coordinator or his/her designee(s) must be familiar with all applicable campus environmental plans and be able to work in an Incident Command System with



Owner <b>EH&amp;S</b>	DOC. NO. <b>ENV-SPCC</b>	REV. 4	DATE <b>10/20/2022</b>
DOC. TITLE <b>Spill Prevention, Control, and Countermeasures</b>			

the local fire department, the local emergency planning committee hereafter referred to as Hampshire Regional Emergency Planning Committee (HREPC) or other regulatory or emergency response agency.

- **Environmental Protection Agency (EPA)** - The regulatory agency charged with the promulgation and enforcement of environmental laws that protect the air, soil and water at the federal level.
- **Hazardous Materials** - Materials such as chemicals and oil, which if released or misused can pose a threat to the environment and/or the health and safety of the community. Hazardous Materials can be found in agricultural, commercial, industrial, medical and research environments. The materials can be corrosive, flammable, radioactive and/or toxic.
- **Hypothetical Releases** – a worse case situation that may involve the release of oil or other hazardous material into a building or the environment. A hypothetical release must include the cause of a spill or other release, its direction of travel and the impact that it could have on the environment.
- **Local Emergency Planning Committee (LEPC)** - A committee set up in each city or town that is responsible for developing an emergency plan for preparing and responding to chemical emergencies (including oil) in that community.
  - Hampshire Regional Emergency Planning Committee (HREPC)
- **Local Emergency Plan** - a document that includes but is not limited to; the identification of local facilities, transportation routes, procedures for immediate clean-up, notification protocols, training exercises and the names of the personnel, coordinators and public safety agencies that design, implement, monitor and evaluate the plan.
- **Safety Data Sheets (SDS)** – information made available to employees of a company by the manufacturer of a chemical which outlines the chemical make-up of the material, its hazards, proper personnel protective equipment, proper use, first aid and emergency response actions and other applicable health and safety communications.
- **Municipal Coordinator** – An official, generally the Fire Chief, Health Commissioner, Public Health Officer or their designee appointed by the Town Administrator or Select





Owner <b>EH&amp;S</b>	DOC. NO. <b>ENV-SPCC</b>	REV. 4	DATE 10/20/2022
DOC. TITLE <b>Spill Prevention, Control, and Countermeasures</b>			

Board to oversee the Local Emergency Planning Commission and applicable Community Right-to-Know plans for the town or city. For the Town of Amherst this position is held by the Emergency Management Director and is held by the position of Fire Chief – Chief W. Tim Nelson

- **Oil** – any form of petroleum including crude oil, fuel oil, petroleum-derived synthetic oil and refined oil products other than petrochemicals. It, by EPA interpretation, shall include animal or vegetable oils.
- **Reportable Quantity** – is the amount of material, when spilled or otherwise discharged into the environment, that dictates when a facility must notify the local regulatory agency, the Department of Environmental Protection. For the purposes of this plan, most oils have a reportable quantity of greater than or equal to 10 gallons.
- **Response Action** – any action such as assessment, containment, removal, disposal, treatment or storage undertaken as part of a corrective action performed pursuant to MGL c. 21E and 310 CMR 40.000, Federal Superfund (CERCLA), RCRA corrective action or an analogous clean-up authority within another state.
- **Tank** – a container specifically designed and in some cases permitted to contain gasoline or oil for the purpose of fueling and heating.
  - Aboveground Tank(s) are tanks that have not been buried beneath the ground by means of earth covering. Above ground tanks shall include those tanks that have been placed in the basements of faculty houses, dormitories and other similar locations.
  - Underground Tank(s) are tanks that have been buried beneath the ground. These do not include those tanks that have been placed in the basements of residences and other housing even though their physical placement is below grade.
- **Threat of Release** – means a substantial likelihood of a release, which requires action to prevent or mitigate damage to the environment that may result from such a release. Circumstances that represent a threat of release include, but are not limited to, sites or vessels containing or conducting an amount of hazardous waste in excess of the reportable quantity for that hazardous waste where no release has occurred but where corrosion, damage, malfunction or other conditions are visible, known to exist or should be known to exist and where these conditions are likely to result in a release.



Owner EH&S	DOC. NO. ENV-SPCC	REV. 4	DATE 10/20/2022
DOC. TITLE Spill Prevention, Control, and Countermeasures			

#### 4. Scope:

In accordance with the requirements of the Environmental Protection Agency and more specially SARA Title III, Amherst College has developed and implemented this Spill Prevention Control and Countermeasures Plan or (SPCC) to prevent, and when necessary, control oil discharges, leaks, and spills into the environment as outlined in the Clean Water Act (CWA).

Under this plan, Amherst College must identify all oil containment, storage practices, monitoring, use, and transportation applications and then develop a response action in case of leaks or spills. The college must also provide training for all applicable personnel. There must be written standard operating guidelines, actual drills, exercises and meetings.

Amherst College shall review this SPCC plan...

- At least every 5 years
  - When a more effective prevention and control technology has been developed
  - When significant changes in the facilities design, construction, operation or maintenance has taken place
- ⇒ Amendments and changes to the Amherst College Spill Prevention Control and Countermeasures Plan shall be approved and certified by a registered professional engineer.

#### 5. Applicability

- Amherst College is required to prepare and maintain an SPCC Plan in accordance with 40 CFR 112 for the following reasons;
  1. We are a non-transportation related on shore facility
  2. Our total aboveground oil storage, including those tanks used for home heating located in the basements of dormitories and faculty / staff housing exceeds 10,000 gallons
  3. The location of the college can be reasonably expected to discharge oil into a brook, creek, conservation area, pond, river, ocean or other navigable waters of the United States or adjoining shorelines. Areas of concern might include;
    - a. Fearing Brook, East of Hills Parking Lot
    - b. Fort River, South of the campus
    - c. Hadley Reservoir, North of the Bunker
    - d. Harts Brook, connecting the Hadley Reservoir to the Fort River
    - e. Conservation Area, South of Amherst Farmers Supply
  4. Amherst College in its entirety meets the requirements for a commercial, agricultural or public facility that uses or stores oil.
- The Office of Environmental Health and Safety, Facilities and Rental Housing at Amherst College are responsible for the containment, maintenance, storage and use



Owner <b>EH&amp;S</b>	DOC. NO. <b>ENV-SPCC</b>	REV. 4	DATE 10/20/2022
DOC. TITLE <b>Spill Prevention, Control, and Countermeasures</b>			

of consumptive fuel oil in all dormitories, houses and academic facilities on campus and under the control of the Board of Trustees and the President of Amherst College.

**6. Responsibility:**

- The Spill Prevention, Control and Countermeasures Plan (SPCC) shall be under the control of the Emergency Coordinator / SPCC Coordinator or their designee;

**Director of Campus Operations**

**Physical Plant**

**6 East Drive**

**Amherst College**

**Amherst, MA 01002-5000**

**Telephone: (413) 542-2202 (Work)**

**(413) 542-2291 (Emergency)**

- If the above referenced Amherst College Emergency Coordinator/SPCC Coordinator is unavailable, the following person(s) shall make themselves available for inspection and emergency response;

**Richard A. Mears**

**Environmental Health & Safety Dir. Campus Systems Utilities Engineer**

**Physical Plant**

**6 East Drive**

**Amherst College**

**Amherst, MA 01002-5000**

**(413) 542-8189 (Work)**

**(Work)**

**(413) 549-0898 (Home)**

**(413) 530-8782 (Cell)**

**Aaron Hayden**

**Physical Plant**

**Physical Plant**

**6 East Drive**

**Amherst College**

**Amherst, MA 01002-5000**

**(413) 542-2644 (Work) (413) 542-2291**

**(413) 530-3678 (Work)**

**(413) 256-8260 (Home)**

- In accordance with our regulatory requirements, Amherst College must report all leaks, ruptures, spills and other discharges of “reportable quantity” to the local fire department and other applicable regulatory agencies including but not limited to the MassDEP and the National Response Center.
- The Amherst College SPCC Coordinator or his/her designee shall be responsible for all appropriate notifications.
  - The notifications should be made (as soon as possible) through the Amherst College Police Dispatch Center so that an audible record of the incident with dates and times can be maintained.
  - The **SPCC Coordinator** or their designee shall be part of the **Incident Command System (ICS)**. They shall meet with and assist the local fire department, the MassDEP and any other appropriate agency with the needed resources to help control any additional or potential negative environmental impact.



Owner EH&S	DOC. NO. ENV-SPCC	REV. 4	DATE 10/20/2022
DOC. TITLE Spill Prevention, Control, and Countermeasures			

- The SPCC Coordinator shall be responsible for equipment, material and monetary resources to aid in the hazard mitigation.
- c. The Office of Environmental Health and Safety is required to oversee and maintain the SPCC Plan. As part of this plan, they shall...
  1. Keep the plan up to date
    - Reviews and appropriate changes must take place...
      - a. Whenever the operation of the facility or its storage, use or transportation of oil is altered
      - b. When a more effective prevention and control technology has been developed and recommended, or
      - c. At least every (5) years
      - d. Amherst College has retained records, most notably for oil releases, since June 12, 1988 and will retain records for no less than 30 years.
  2. Provide all necessary training to staff, both emergency response personnel and the general workforce. Personnel identified as emergency response or the general workforce must be able to recognize and properly respond to a problem or potential problem that involves the materials (i.e. oil) discussed here-in.
  3. Amherst College shall, at least annually, conduct a discharge prevention meeting through the Facilities Department Health and Safety Committee.

## 7. Facility Description:

Amherst College is a four-year liberal arts college that is located (42 22.15N by 72 31.08W) in the center of the Town of Amherst, Massachusetts, in Hampshire County at the intersections of Route 9 and 116. Amherst College was established in 1821, the first transformers on campus were installed in the 1940's and the first engines installed on campus were installed in the 1960's. The college, which sits on ~1450 acres, has approximately 180 buildings on site, including academic, dormitory, maintenance and storage facilities, and private residences that are rented or owned by college faculty and staff. The buildings on campus are maintained by the Facilities and Rental Housing Departments, which are located at 6 East Drive, just off College Street immediately across the intersection from Dickinson Street, and 212 Northampton Road respectively.

The facilities for which this plan was prepared include; the New Science Center, Grounds Department Building (40 Dickenson Street) and Facilities Garage on East Amherst College Drive, the Central Energy Plant (CEP) on College Street, the Tennis Barn (100 East Drive), the Amherst Country Club at 365 South Pleasant St., The Amherst College Book Depository, 100



Owner EH&S	DOC. NO. ENV-SPCC	REV. 4	DATE 10/20/2022
DOC. TITLE Spill Prevention, Control, and Countermeasures			

Military Road, adjacent to the Notch Visitors Center and residential occupancies which include dormitories, single and multiple family homes.

Amherst College has two (2) 30,000-gallon underground storage tanks installed which are located just to the North of the Central Energy Plant at 151 College Street. One of these tanks contain #6 fuel oil (very viscous, slow moving oil) used for the purpose of heating and the other contains #2 heating oil. In addition, there is an exterior, double wall (monitored) tank below the emergency generator (366 gallons) north of the Central Energy Plant.

The Amherst College Book Depository has one exterior, double wall (monitored) tank located beneath the emergency generator (340 gallons). The generator is located north of the building, at the front entrance.

Most of Amherst College sits on a hill that peaks at the intersection of Northampton Road (Route 9) and South Pleasant Street (Route 116). At this point (42 22.15N by 72 31.08W), Amherst College is 327 feet above sea level. Water and other material have the potential to flow downhill in all four directions from this point. The college has identified (4) potential waterways that have or could be affected by an accidental discharge. They are;

- Fearing Brook - to the north and east which runs parallel to the railroad tracks at 151 College Street
- Harts Brook - in Hadley to the west, which could take a leak or spill from Lincoln Avenue and points west
- Fort River – located in the conservation area to the south of the campus which is a contributor to the Connecticut River.
- Connecticut River - to the west, is the main body of water which receives water from the above three tributaries

Most of the academic and residential buildings that are located at the core of the campus are heated by steam, which is generated by the Central Energy Plant. Oil in these buildings is limited to emergency generators, transformers, switches, compressors, pumps and hydraulic elevators. Some Residence Halls, however, which are located on the outer perimeter of the campus, north of College Street and west of South Pleasant Street (Route 116) have oil burners which are fueled by #2 fuel oil, (3) 330-gallon tanks, just under 1,000 gallons per building. Many residence halls in these districts have been converted over to natural gas, which began in 2006.



Owner EH&S	DOC. NO. ENV-SPCC	REV. 4	DATE 10/20/2022
DOC. TITLE Spill Prevention, Control, and Countermeasures			

In addition to the approximately 80 academic and residence halls on campus, Amherst College also has approximately 100 residential homes that are either rented or have been recently purchased by a member of the faculty or staff. Many of these private residences have consumptive fuel oil for the purpose of heating. Although none of these homes have underground storage tanks any longer there is still a potential to have oil contamination in or around the property that could make its way into the environment either because of tank overflow, leak or rupture. For these reasons, and because many of the houses have field stone foundations, Amherst College has developed a Spill Prevention Control and Countermeasures plan or SPCC, which is required by the federal and state regulatory agencies.

In an effort to prevent future oil spills and environmental damage Amherst College has removed all known underground storage tanks from the residence halls, single and multiple family residences and replaced them with either; above ground oil storage tanks (including Roth Double-walled tanks), which have been placed in the basements, or have converted the residence halls or homes over to gas, natural or propane. All new or existing oil tanks are being inspected at least annually by our outside oil burner contractor, Amherst Rental Housing and Environmental Health and Safety for leakage and general overall conditions. If a leak, rupture or spill occurs, the contractor or Amherst College employee who discovers the deficiency will report it to the Mechanical Shop Supervisor or Amherst Rental Housing, who will then take the necessary corrective actions to insure minimal damage or discharge. Their findings, corrective actions or plans shall be reported to the Facilities Director of Operations and/or the Environmental Health & Safety Director, as soon as possible.

### 7.1 5-College Book Depository

The Amherst College Book Depository (aka Bunker) is a former military bunker that is located off campus adjacent to the Notch Visitor Center on Route 116, just north of the Granby/South Hadley town lines. The address is listed as 100 Military Road which is on the right side of route 116, one mile past Atkins Market, located at the intersection of Bay Road and Route 116 in Amherst.

The 5-College Book Depository has an emergency generator on site, just north of the main entrance. This generator has its own fuel storage tank which is built into the base of the generator. The total quantity for the tank is 340 gallons. In the event of a complete tank failure, the diesel fuel will run on to the ground or into the adjoining parking lot that does not have storm or sanitary sewer drains. Spill containment and cleanup should be fairly easy, because the diesel fuel (unless it rains) has no place to go. The closest waterway is a brook or stream ¼ mile downhill that flows into the Hadley Reservoir, north of the facility.



Owner <b>EH&amp;S</b>	DOC. NO. <b>ENV-SPCC</b>	REV. 4	DATE <b>10/20/2022</b>
DOC. TITLE <b>Spill Prevention, Control, and Countermeasures</b>			

The emergency generator is tested weekly for approximately ½ hour by the Facilities or North East Cummins, so any deficiencies involving the tank or generator will be reported, immediately. Additionally, because the tank is above ground, near the main entrance, it will be monitored daily by the Book Depository Staff who can and have reported concerns to the Facilities Department.

## 7.2 Central Energy Plant (CEP)

The Amherst College Central Energy Plant is located at 151 College Street, just east of the railroad tracks from the Facilities Building and across from the entrance to Railroad Street in Amherst.

The largest potential problem at the Central Energy Plant is the (2) 30,000-gallon underground storage tanks that are used to store #6 fuel oil and #2 fuel oil. The heating oil consumed at this location is pumped from the in-service tank to a heat exchanger where the fuel temperature is increased to provide the proper viscosity for the #6 fuel to be burned. The amount of fuel pumped to the burner in excess of that required to maintain the campus steam load is re-circulated back to the in-service tank. Piping is configured such that either tank can be lined up as the service tank. Both tanks are used throughout the heating season (#1 tanks contains 1% sulfured oil #6 oil and #2 tank contains ultra-low sulfur diesel) and can be shifted at any time by CEP personnel.

### **Oil Tank Monitoring Systems for #6 and #2 Oil Storage Tanks**

**System Description:** The tank monitoring and leak detection system for both above mentioned oil storage tanks consists of the following components manufactured by Pneumercator Company, Inc.

- LDE 740 Console with Printer
- Two 2-501 Level Transmitters
- Five LS 600-LD Leak sensors
- LC1002 Overfill Alarm Console

**Level Transmitters:** The 2-501 Level Transmitters are installed in the center manhole of each tank. The transmitters contain a float that measures the level of the product. The transmitters are factory calibrated and “zeroed” to actual product levels in the field. No water or temperature readings are available. Parameters (low level, overfill, etc.) are programmed at the console.

**Overfill Alarm:** The Overfill Alarm console is mounted on the exterior wall of the Central Energy Plant. The console includes a test button to test the console circuitry and a reset button to acknowledge an alarm. It also includes a light for each tank to show and overfill condition. The console is controlled by a programmable relay in the LDE 740 Console. This device is the overfill prevention measure required by Federal and State regulations. It is programmed to alarm at 90% of the tank capacity.



Owner <b>EH&amp;S</b>	DOC. NO. <b>ENV-SPCC</b>	REV. 4	DATE <b>10/20/2022</b>
DOC. TITLE <b>Spill Prevention, Control, and Countermeasures</b>			

**Leak Sensors:** There are five float-type leak sensors installed. These are non-discriminating sensors. All alarms should be immediately investigated to determine if the sensor is in water or fuel. The sensors will also alarm if defective or if the wiring is shorted. These sensors can be manually tested by immersing water or turning upside down. It is recommended that they be manually tested annually. Sensor description is listed on the inside of the console as follows:

- S1: Tank 1 Interstitial Space • S2: Tank 1 Cofferdam
- S3: Tank 2 Interstitial Space • S4: Tank 2 Cofferdam
- S5: Piping Vault at Building

### **Maintenance and Testing of #6 & #2 30,000 Gallon Consumptive Fuel Oil Tanks**

The following procedures have been integrated into the Power Plant's maintenance procedures.

#### **Daily:**

- Verify operation of console LED display and that the active tank is selected
- Ensure that the inlet oil temperature does not exceed 130 degrees F. Adjust tank coil or preheater to reduce temperature. Excess tank temperatures will lead to premature tank failure due to formation of Sulfuric Acid.

#### **Before Each Delivery:**

- Verify tank capacity. Press "Print" on the console door. Subtract 3000 from the column labeled "ULAGE". If the result is equal to or greater than the truck contents, you have room for safe delivery.
- Test the overfill alarm by pressing the "TEST" button. The tank lights should illuminate and the horn sound.
- Open the Cofferdam door on the tank to receive the delivery and inspect.
- Remove any fuel or water from the spill containment manholes.

#### **Monthly:**

##### **First Monday of each month.**

- Inspect spill containment manholes, cofferdams and piping vault. Note any unusual conditions or the presence of water or fuel.
- Manually gauge the tanks. Compare readings with the console.
- Manually trip each sensor and verify alarms
- Manually gauge each tank and compare reading with console display. Adjust as necessary.
- Manually test the Overfill Alarm by reprogramming the High Alarm Limit.





Owner EH&S	DOC. NO. ENV-SPCC	REV. 4	DATE 10/20/2022
DOC. TITLE Spill Prevention, Control, and Countermeasures			

Instructions for entering the High Alarm Limit are found on page 34 of the manual. For example, if Tank 1 contains 21, 375 gallons, reprogram the limit by pressing F09121000E. After verifying the operation of the alarm, return the setting to the 90% setting.

- Open the steam control valve of bypass to the tank coils a minimum of 24 hours before attempting to start the pumps. Ensure that the valves in the cofferdam are open on the active tank.

Fuel is delivered to the tanks by tanker trucks (approximately 8,000 gallon capacity). The truck driver places the truck on the driveway adjacent to the tanks and within hose length of the fill pipes. The driver then checks in with the boiler room staff. After recording the tank volume in a logbook, the plant staff assists the driver in connecting the tanker hose to the fill pipe. Power Plant staff stand-by while pumping commences and checks tank vent pipes for escaping air. The driver remains by his/her truck during the entire pumping process. When the delivery has been completed, the driver secures the truck and fill station and departs the campus.

**CEP Generator** - On the north side of the Central Energy Plant there is a 366-gallon #2 fuel oil tank that supplies fuel for the Emergency Communications Generator, which is located beneath the generator (built into the base).

- Weekly inspections are performed on the tank by the Central Energy Plant Supervisor, which is called to his/her attention by our work order system. Additional oil products, treatments and other hazardous materials (primarily boiler water treatment chemicals) are stored in (55) gallon drums, inside the building in the northwest corner. These chemicals are set in or on secondary containment to prevent accidental discharge into the sanitary sewer.

The oil/water separator on the northwest side of the Central Energy Plant is a 400-gallon tank that is responsible for collecting water (if any) that accumulates on the floor of the Power Plant, before it discharges to the sanitary sewer. There is also an oil/water separator on the south side of the building used for washing vehicles.

- The tanks are pumped out annually, at the request of the CEP Supervisor.

**Core Campus Generator** – On the south side of the Central Energy Plant there is a pair of one megawatt generators which are responsible for providing power to the core campus (south of College Street and west of South Pleasant Street). Each generator is equipped with a 2,500-gallon #2 fuel tank and a secondary tank with a capacity of 2,650 gallons to capture fuel in the case of a leak. These tanks are automatically filled by fuel line pumped from the 30,000 gallon #2 fuel tank on the north side of the Central Energy Plant.

### 7.3 Facilities Garage – State D.E.P. Identification #168



Owner <b>EH&amp;S</b>	DOC. NO. <b>ENV-SPCC</b>	REV. 4	DATE <b>10/20/2022</b>
DOC. TITLE <b>Spill Prevention, Control, and Countermeasures</b>			

The Facilities Garage / Mechanical Shop is the site a 500 gallon underground oil / water separator at the Northeast corner of the building. The oil/water separator is connected by piping to the floor drain in the center of the garage. Oil that enters the system via the floor drain is collected in the trap, allowing only water to continue on into the sanitary sewer.

The Facilities Garage is a small (2) bay facility with a single lift that is used for the maintenance and repair of Amherst College vehicles. The wastes oils and clean up rags are stored in small containers in the garage for a limited period of time. When these containers are filled, they are emptied into the provided hazardous waste containers located in Room B010C of the New Science Center

The garage also has a 9,000 lb. Hydraulic Lift with less than 10 gallons of hydraulic fluid in the system.

In case of failure, such as a leak or rupture the hydraulic fluid would end up on the floor where it would be cleaned up. Under a worst case scenario it would end up in the floor drain that is protected by the oil trap. Batteries and antifreeze are also found in the garage for a limited period of time. They are frequently relocated to the storage facility because of better containment and the lack of space within the garage. Hazardous Materials such as spray paints, lubricants and oils are placed in Flammable Storage Cabinets for reasons of fire safety

- This facility is inspected daily by the maintenance supervisor and periodically by the Office of Environmental Health and Safety.

#### 7.4 New Science Center Main Accumulation Area

The New Science Center Main Accumulation Area is located in Room B010C. This room is the main accumulation area for all of Amherst College campus except for Beneski Earth Sciences Building. As such, it receives waste from science laboratories, the Facilities Department, the garage, Dining Services, and waste generated by contractors.

The approximate maximum quantities of liquid waste to be stored in this room are as follows:

- Mixed paints/thinners – 165 gallons
- Mixed oils – 100 gallons
- Used motor oil – 55 gallons
- Ignitable liquids – 55 gallons
- Corrosive liquids – 55 gallons

Room B010C is equipped with three hoods to constantly ventilate the room. One hood is a typical lab sized hood for hazardous chemicals generated by the sciences. Two are walk-in hoods that are 6'x4' and capable of storing three 55-gallon drums in each hood. There is an emergency "Max Vent" button by the door in the case that there is a spill of hazardous/toxic substance which requires ventilation beyond the standard volume.

Below this room is a 2,000 gallon stainless steel tank. In the event that the sprinkler system is activated this will capture the water along with any spill that may occur. The room is also designed to act as a



Owner EH&S	DOC. NO. ENV-SPCC	REV. 4	DATE 10/20/2022
DOC. TITLE Spill Prevention, Control, and Countermeasures			

secondary containment in the event of a large spill. At the doorway there is a gate that will lift up automatically which is activated by contact with liquid and will seal against a gasket. The whole area of the room by the height of the gate of two feet will become a secondary containment until the spill has been cleaned and the gate has been reset. This effectively creates a 4,937 gallon secondary containment. There are three drum pallets to capture small spills and prevent them from entering into the tank below the room. One is a 4-drum pallet with a sump capacity of 49 gallons. There are two 2-drum pallets with a sump capacity of 24 gallons each.

The Office of Environmental Health and Safety inspects the MAA least weekly. A copy of the inspection reports can be found in Room B010C for the last month with records prior to that in the EH&S office. They are updated weekly, during the inspection. Deficiencies are addressed immediately. The inspections are performed by the EH&S Specialist or in his/her absence by the EH&S Manager. If a spill were to occur at this site, it would easily be contained in the secondary containers or the 2,000 gallon tank below the room. At least one roll of absorbent general purpose matting is placed in this room and at least one bag of loose cellulose absorbent to quickly clean up drippings or spills. The door to this room is properly labeled to identify the storage within.

### 7.5 Grounds Department (40 Dickenson Street)

The Grounds Department is located at 40 Dickenson Street. Outside the building, at the northeast corner, is a 3,000-gallon diesel fuel tank used for the refueling of the diesel trucks, tractors and pay-loaders used on campus.

The tank has a fueling pad and appropriately placed bollards to protect against damage from vehicles.

The building, because of its large doors, is used for the storage of equipment. Diesel fuel and hydraulic fluid have the potential to leak out of the equipment, run along the floor, and possibly into the floor drain. This however is very unlikely because of floor pitch, quantity of fuel in the equipment, and daily inspections of the room and equipment. If the larger than normal spill was able to enter the floor drain, it would most likely end up in Fearing Brook, which empties into the Fort River. Other items stored in the Grounds Department include; oils (gear, lubricating and motor), pesticides in limited sizes and quantities, gasoline in portable tanks and other similar material.

### 7.6 The Inn on Boltwood

The Inn on Boltwood is located on the corners of Boltwood Avenue and Spring Street in Amherst. The inn is owned by the Amherst Inn Company, an affiliate of Amherst College. The Inn on Boltwood is the site of a restaurant with sleeping accommodations with 49 rooms. A 3,000 gallon underground storage tank used for #2 heating oil was removed from the north side of the building, just east of the entry door in 2010 and the heating system was changed to a natural gas system.

The Inn on Boltwood function has a kitchen that uses and stores cooking oil in various locations. The storage of oil is as follows:

- Center Ground Floor Loading Dock ≤ 30 gallons of used cooking oil
- Center Ground Floor Dry Storage ≤ 20 gallons of cooking oil



Owner <b>EH&amp;S</b>	DOC. NO. <b>ENV-SPCC</b>	REV. 4	DATE <b>10/20/2022</b>
DOC. TITLE <b>Spill Prevention, Control, and Countermeasures</b>			

ENVIRONMENTALHEALTH & SAFETY

- SW Ground Floor Corridor adjacent to Engineering Office  
Misc. gasoline/oil < 5 gallons
- Center Ground Floor Elevator Machine Room      75 Gallons of Hydraulic Oil
- Center Basement Room 001A      75 Gallons of Hydraulic Oil

**7.7 Amherst Golf Club**

Amherst College owns the Amherst Golf Club property at 365 South Pleasant Street, but leases it to the golf club. The Amherst Golf Club is the location of two aboveground vaulted tanks. Both tanks are 500-gallon in size and are located on the south side of the maintenance shop. The (2) tanks, inside a concrete enclosure contain gasoline on one side and diesel on the other.

In addition to the exterior tanks referenced above, the golf course maintenance garage also has a satellite accumulation area for waste motor oil. The container is 55 gallons in size and sits upon a sump pallet, as does the storage of new product.

Spills at this site would most likely end up in the Fort River via the conservation area directly across the street from the Golf Club. However, the possibility of discharge, leak, rupture or spill is very improbable because of the new tanks and associated containment system.

**7.8 Valentine Dining Hall**

The single, 175 table dining hall at Amherst College is Valentine. It is located at 59 College Street on the north side of the campus core. Meals are served three times a day utilizing a wide range of equipment including grills, fry-o-lators, pot washers, garbage disposals, and sinks which all have the potential to contain grease.

The largest quantity of oil at this site is located in room 002, just east of the loading dock. Inside this area known as the dry storage room there could be up to 76 gallons of oil. These include:

- Extra Virgin Oil      12 gallons**
- Sesame Oil            12 gallons**
- Corn Oil                12 gallons**
- Peanut Oil             4 gallons**
- Canola Oil             20 gallons**
- Salad Oil               16 gallons**

- The room has two (2) floor drains, which have been plugged to prevent accidental discharge into the sanitary sewer system.

The other area used for the storage of oil is the walk-in cooler to the south of the loading dock. In this refrigerator there is a 55-gallon drum of waste vegetable oil (solid). The grease from the fry-o-lators is placed in this container temporarily until such time as an outside vendor removes it. The solid waste in



Owner <b>EH&amp;S</b>	DOC. NO. <b>ENV-SPCC</b>	REV. 4	DATE 10/20/2022
DOC. TITLE <b>Spill Prevention, Control, and Countermeasures</b>			

the 55-gallon container located in the walk-in refrigerator (to prevent liquefaction) is labeled waste grease or waste vegetable oil. The container is placed upon a plastic skid to prevent accidental personal injury and spillage. In addition, a second 55-gallon container was installed for the proper disposal of waste vegetable oil with filter papers and wipes. The second waste container is removed by our hazardous waste contractor and not the Western Mass. Rendering Service.

Located on the North side of the dining facility is a 1,500-gallon grease trap that was designed to separate the water from the grease and vegetable oil that enters the system. The sinks located on the lowest level of Valentine (known as the pot sinks) empty into the grease trap noted here-in.

- The grease from this trap separation system is extracted at least twice annually.

## 7.9 Residential Housing

Amherst College has approximately 100 residential occupancies across the campus including apartments and rental properties for faculty and senior administrative staff. Some of these buildings are heated with #2 fuel oil. The tanks, which range in quantity from a single 275-gallon to (3) 330-gallon capacity tanks.

The tanks are inspected unofficially by the owner/renter of the property and Rental Housing and/or Environmental Health and Safety who reports any problems to Rental Housing. In addition, the heating systems in the houses are serviced annually by a contracted, authorized service technician, and are inspected by the Rental Housing and/or Environmental Health and Safety as part of a yearly site evaluation process. The oil tanks have been incorporated into our Facilities Work Order System and are flagged for purposes of yearly inspection.

## 7.10 Tennis Barn

South of the Tennis Barn, located in the southeast corner of campus, is a double-walled 1,000 gallon above ground storage tank used for gasoline for the refueling of gasoline powered vehicles. It is equipped with a Stage I vapor recovery system which was modified in September 2016 and the pump is kept locked when not in use.

- The on/off switch at the tank controls the fuel pump, after hours the tank is locked to prevent unauthorized access.
- A concrete pad has also been constructed as part of the new system for spill containment.
- Bollards were installed around the perimeter of the tank to protect against damage from vehicles.
- Deliveries are made to the tank during normal working hours. The driver must remain in attendance, at the vehicle during the refilling operation.

## 8. Hypothetical Situations:

### A. Underground Storage Tanks



Owner EH&S	DOC. NO. ENV-SPCC	REV. 4	DATE 10/20/2022
DOC. TITLE Spill Prevention, Control, and Countermeasures			

- Leaks, Overflows, Ruptures or Spills

1. The (2) 30,000-gallon underground tanks for the storage of #6 and #2 fuel oil at the Central Energy Plant were installed in 2001. Although it may be possible for the tank or tanks to fail, the likelihood is remote as they have a secondary containment with alarms which would capture the spill. Human error or mechanical failure would be the most likely cause an unwanted discharge. If this were to happen, the #6 fuel oil would move slowly down the paved surfaces of the hill / parking lot towards the Fearing Brook, located behind or east of the Central Energy Plant.

- Monitoring wells for these tanks were installed – Summer 1999 See Spill History Log for August 1999 (Page 26, item #12)

2. The underground oil/water separator located outside the CEP and the Facilities Garage on the Northeast corner of the garage could become obstructed and overflow. If this were to happen, oil from the garage floor drain might end up in the sanitary sewer, but would not enter into the environment via storm drains or run-off.

## B. Above Ground Storage Tanks and Containers

- Leaks, Overflows, Ruptures and Spills

1. Oil tanks in quantities ranging from 275-gallon to (3) 330-gallon tanks are located across the campus in dormitories and in homes owned by the college, single and multi-family. Most of these tanks are located in the basement of the houses, which, in some cases, have old floor drains beneath grade. For this reason, a leak, rupture, or spill from a tank could end up in the drain, which could lead directly to the exterior and then into a waterway via a storm drain or downhill flow. Another possibility would be human error or mechanical failure that could create the same negative environmental impact.
2. The 1,000 gallon gasoline AST by the Tennis Barn could potentially be the source of a spill. The spill would likely be caused by human error and would be reported immediately and would likely result in the spill of less than 50 gallons. Risk of tank failure is minimal because this is a double-walled cathodically protected tank. The downhill path is paved with no storm drains in the vicinity. The spill would be contained to the paved area or, if a larger spill were to occur, the gravel area east of the storage tank.
3. The 3,000 gallon diesel AST on the East side of the Grounds Department (40 Dickinson St) could potentially release diesel fuel. The most likely spill release would cause of a spill would be due to human error during refueling in an amount of less than 50 gallons. Risk of tank failure is minimal because this is a double-walled cathodically protected tank. This would result in a spill onto the paved area east of the Grounds Building and possible entry into the municipal storm drain via the catch basin immediately east of the tank or the catch basin to the



Owner <b>EH&amp;S</b>	DOC. NO. <b>ENV-SPCC</b>	REV. 4	DATE 10/20/2022
DOC. TITLE <b>Spill Prevention, Control, and Countermeasures</b>			

south and east which his downhill. The spill would remain on paved surface or it would be captured by the catch basins.

4. The 500 gallon diesel AST that is located on the west side of the Arms Music Building at 53 College St has the potential to be the site of a release of oil. This tank is used to for the storage of fuel for the emergency generator immediately adjacent to it. Risk of tank failure is minimal because this is a double-walled cathodically protected tank. The most likely cause of a release would be from human error resulting in a spill of less than 50 gallons and immediate response actions. The most likely pathway for the spilled fuel, if it were not contained to the paved area surrounding it, would be through the storm drain to the north. This storm drain ultimately discharges to a small tributary of the Fort River located on the east side of the Hills Parking Lot on College Street
5. 30 and 55 gallon drums used for the storage or transportation of oils and non-flammable hazardous materials are located in the New Science Center MAA, the Facilities Garage and the Amherst College Heat Plant. These drums can be damaged during shipping, dropped by staff from the college, or punctured by other means. Except for receiving/shipping these drums are protected by secondary containment.
6. Elevators, switches, transformers and other equipment have reservoirs for the storage of oil, hydraulic fluid etc. Mechanical failure at joints or human error at times of installation or replacement may create an unwanted accidental release.

## 9. Spill History

Amherst College has not discharged more than 1,000 U.S. gallons of oil in a single reportable discharge or more than 42 U.S. Gallons in each of two reportable discharges in any 12-month period. According to the report given out by the Massachusetts Department of Environmental Protection, Amherst College has experienced the following “reportable quantity” releases:

- 9.1 June 12, 1988 - Amherst College experienced a spill at a faculty member’s home from an underground oil tank at the Lovin’s House, 157 Mill Lane. The spill of more than 250 gallons was reported to the Department of Environmental Protection, (formerly the Department of Environmental Quality Engineering) at 06:30 a.m. The project was closed out on July 26, 1988.

- W88-0284

- 9.2 June 25, 1991 – Amherst College experienced a spill at a faculty member’s home. Waste oil of an unspecified amount was discovered at Cowles House, 96 Northampton Rd. The spill was reported to the Department of Environmental Protection (DEP) at 03:25 p.m. on the same day. The project was closed out on November 01, 1991.



Owner EH&S	DOC. NO. ENV-SPCC	REV. 4	DATE 10/20/2022
DOC. TITLE Spill Prevention, Control, and Countermeasures			

- W91-0359

9.3 July 27, 1993 – Amherst College experienced a spill at Seelye Dormitory, 129 South Pleasant St. Oil of an unspecified amount was discovered and reported to the DEP at 10:35 a.m. on the same day. It is believed that the contaminated soil found at the fill pipe was the result of many years of improper delivery practices in which oil was spilled onto the ground during regular fuel supply.  
The project was closed out on July 30, 1993.

- W93-0401

9.4 December 06, 1993 – Amherst College experienced a large spill from an underground storage tank at the Alumni House, 75 Churchill St. The spill that was initially discovered as an oil sheen on Fearing Brook, east of the building was traced to the 1,000 gallon underground fuel oil storage tank at the Alumni House. Amherst Fire Department reported the spill to the DEP on the above referenced date at 12:00 p.m. At the time of discovery, Amherst College placed absorbent booms at the culvert access and in the storm drains, east of the site. The offending tank was removed on December 08, 1993 and more absorbent pads were placed at the bottom of the excavation, which had standing water and petroleum. Approximately 160 yards of soil was removed from the site. Post excavation composite samples were collected from the floor and walls and submitted for Total Petroleum Hydrocarbons (TPH) analysis by EPA method 418.1. On June 27, 1994 (3) 2" diameter groundwater monitoring wells were installed at the site. On July 05, 1994 an additional TPH was performed following EPA methods 418.1 and 624. On file at Amherst College Engineering Department, is a report prepared by Contest Environmental Consulting-Testing - Project Number 94-210-426. The project was closed out on October 6, 1995.

- 1-10103

9.5 March 08, 1994 – A #2 fuel oil spill of approximately 15 gallons occurred at 19 Hitchcock Street, adjacent to Amherst College property. The spill took place at a private residence and was caused by a deficiency involving a pipe at that site. The spill was reported to the DEP within 2 hours of the incident.  
The project was closed out on April 5, 1994.

- 1-0010231

9.6 April 12, 1994 – While in the process of voluntarily removing an underground storage tank at 22 Hitchcock St, the Babbott House, Amherst College personnel discovered that the tank had been damaged and was leaking #2 fuel oil into the trench. The project was closed out on April 15, 1999.





Owner EH&S	DOC. NO. ENV-SPCC	REV. 4	DATE 10/20/2022
DOC. TITLE Spill Prevention, Control, and Countermeasures			

## ENVIRONMENTALHEALTH &amp; SAFETY

- 1-0010292
- 9.7 August 08, 1994 – The DEP has identified a spill of #2 fuel oil involving Amherst College. The spill, which was reported by David Lander, Mechanical Shop, occurred at 82 Lessey Street, the Plimpton House. It was reported as a spill of 10 gallons of #2 fuel oil. The project was closed out on September 29, 1994.
- 1-0010489
- 9.8 January 23, 1996 – A spill of approximately 60 gallons of #2 fuel oil is reported to the DEP. The location is the Lord Jeffery Inn, which is located at 30 Boltwood Avenue and the corner of Spring Street. The spill originated at the pipe of the underground storage tank and the incident was reported within 2 hours of the initial discovery. The project was closed out on March 22, 1996.
- 1-0011214
- 9.9 May 01, 1997 – While in the process of voluntarily removing an underground storage tank at 22 Snell Street, the Morgan-Ponty House at Amherst College, the tank removal contractor noticed a damaged tank that had been leaking into the trench. The #2 fuel oil spill was reported to the DEP within 2 hours of discovery and involved approximately 10 gallons of oil and at least 60 cubic yards of contaminated soil. The project was closed out on July 07, 1997.
- 1-0011802
- 9.10 October 30, 1997 – Lapinski Electric Inc., was lifting a brand new transformer off the back of a delivery truck during a construction project, the cable/strap used for picking up the transformer broke causing the transformer to strike the ground inflicting damage in the form of a small crack. The oil (non-PCB) began to leave its containment, dumping out onto the ground. Quick response by members of the Physical Plant, Lapinski Electric Co. and others minimized the damage to the environment. The spill was contained to the pavement at Alumni Gym and the rest of the transformer was drained before it became completely empty. The project was closed out on January 5, 1998.
- 1-0012073
- 9.11 March 15, 1998 – Although it turned out not to belong to Amherst College, Physical Plant staff was requested by the Amherst Fire Department to assist in the investigation of an odor of oil on South Pleasant Street in Amherst. While checking on the odor, sheen was discovered in the brook by the bike path leading to the bird sanctuary, south of Amherst College. The odor and



Owner EH&S	DOC. NO. ENV-SPCC	REV. 4	DATE 10/20/2022
DOC. TITLE Spill Prevention, Control, and Countermeasures			

sheen was traced back to 53 South Prospect Street, Marshal Steinbeck's garage where a 250-gallon above ground, exterior oil storage tank was found to be leaking into an open catch basin on the northwest corner of the garage. At that point, the owners of the property, D.H. Jones Realty were requested. Amherst Fire Department and Amherst College assisted with spill containment and clean-up operations for over (2) hours. The site was turned over the DEP for further corrective action. Southampton Engineering was called in to aid in the clean-up process, but the bulk of the clean-up activities had already been accomplished the day before. The project was closed out on August 21, 1998.

- 1-0012236

9.12 August 1999 - Amherst College contracted ATC Environmental to install Monitoring Wells around our (2) 50,000 gallon #6 fuel oil tanks. Amherst College opted to utilize this particular technology at the suggestion of Don Grant (EPA SPCC Coordinator) who we spoke to at an April 27, 1999 roundtable put on by Triumvirate Environmental in Boston. On August 27, 1999, ATC performed four test borings and installed three test wells in the vicinity of our #6 fuel oil tanks which had been cleaned and internally inspected during the summer of 1998. Organic vapor readings and product was discovered in the immediate area. However, the fuel found was #2 and not #6. A "Background History" and "Source of Release" was conducted by ATC. The material identified was traced back to a former owner of the property, C.R. Elder Coal Yard. An IRA has been submitted to the Department of Environmental Protection by ATC on January 13, 2000 and monthly monitoring has been approved through Mr. Anthony Kurpaska of the D.E.P.

- 1-0013847

9.13 March 24, 2001 – At the request of ATC, Physical Plan Staff was called in to investigate #6 Fuel Oil in the #2 monitoring well, northeast of the #1 Sulfurated Oil tank at the New Power Plant. All other monitoring wells were checked without a problem found. Samples of the #6 oil were taken to determine if the sample was #1 or #2 Sulfurated Oil. The results determined it to be #1 Sulfurated Oil. Mr. Jim Brassord was notified at 1145 hrs. The contamination was reported to DEP at 1205 hrs (within the 2 hour notification requirement). Mr. Ben Fish of DEP concurred with plans to drain the problematic tank and asked to bail or otherwise remove the #6 Fuel Oil from the monitoring well and watch for recharge. At 1430 hrs Physical Plant Staff began transferring the oil from the #1 Sulfurated Tank to the #2 Sulfurated Tank. The situation was turned over to Mr. Anthony Kurpaska of DEP who is responsible for the #2 Fuel Oil clean-up. Amherst College has properly managed 9c600.03 tons of soil from historical #2 fuel oil contaminated sites on the North side of the Amherst College Heat Plant at 151 College Street in Amherst. The soil was taken to Ted Andrich Construction Company from the site referenced above from June 6, 2001. There were 309 loads taken under the Bill of Lading. See BWSC – 012C. Release Tracking # 1-13105. The Licensed Site Professional overseeing the operation was Timothy J.



Owner EH&S	DOC. NO. ENV-SPCC	REV. 4	DATE 10/20/2022
DOC. TITLE Spill Prevention, Control, and Countermeasures			

O'Brien of ATC Associates in East Longmeadow, MA. As part of the site clean-up Amherst College has opted to remove the two (2) 27-year old, single-wall, 50,000-gallon #6 fuel oil tanks, even though they were not identified as part of the site clean-up. These were removed July 3, 2001. The two (2) new 30,000-gallon double-walled steel tanks with monitors were installed and tested on July 9, 2001 under the direction of Terry Kennedy of Bolduc Mechanical of Chester, MA. Information on the new 30,000-gallon tanks, the permits, the field-testing certification, Tank Tightness Certification, Corrosion Protections Testing and all other pertinent documentation is on file at the Amherst College Physical Plant. Wells have been installed around the site as identified on the site plan by ATC Associates. The results of the testing to-date have shown the wells to be clean.

IRA report on file with DEP April 2001

IRA report on file with DEP July 2001

- 1-0013847

9.14 September 13, 2016 – During the refueling of the 1,000-gallon gasoline tank by the Tennis Barn at 100 East Drive, the refueling company's (Dennis K. Burke Inc., 284 Eastern Ave. Chelsea, MA 02150) truck experienced a malfunction when the hose separated from a new delivery dispensing flange at the connection located at the end of the fuel hose reel. The operator immediately stopped the fueling process and had a passerby call Amherst College Police Department. Sargent Michael Lenart was dispatched to the scene and arrived at 1605 hours and found that the operator, Matthew Drew, was cleaning up the spill. There was approximately 12 gallons of gasoline that had spilt onto the asphalt below the truck. The spill was confined to the pavement, and there were no storm drains in the area. Amherst Fire Department was notified, as the product spilled was "Flammable." They were on scene at approximately 1610 hours with Capt. Brian Sterling in charge. The Amherst Fire Department applied clay (Speedi-Dry) absorbent over the spill area, as the EH&S Staff was off-campus at the time.

- 1625 hrs – MassDEP notified of the spill due to the quantity being greater than 10 gallons by Dennis K. Burke Inc.
- 1637 hrs – Amherst College EH&S (Rick Mears) on scene, working with Unified Command System
- 1645 hrs – Robert Wallace, Environmental Health and Safety Manager of Amherst College, on scene with the EH&S truck with clean-up supplies
- Mears and Wallace spread cellulose absorbent over the spill area as truck operator removes the refueling hose from the 1,000 gallon tank. No additional product was released.
- 1715 hrs – Amherst Fire Department placed themselves back in service and cleared the scene.



Owner EH&S	DOC. NO. ENV-SPCC	REV. 4	DATE 10/20/2022
DOC. TITLE Spill Prevention, Control, and Countermeasures			

- 1730 hrs – Mears and Wallace collected gasoline waste and containerized it in a 55-gallon steel drum lined with a polyethylene bag.
  - 1755 hrs – MassDEP Emergency Response personnel onsite (Derek Bruce)
  - At this point all of the gasoline had been captured and the sorbent material cleaned up and placed into the 55-gallon steel DOT drum. Some vegetation southwest of the tank had the odor of gasoline and was pulled up and disposed of into a second 55 gallon metal DOT drum. Derek Bruce (MassDEP Emergency Response) verified the cleanup and Mr. Anthony Kurpaska, MassDEP gave verbal permission to dispose of up to 10 yards of remediation waste. Amherst College initiated the request for an LSP, as the quantity of product spill exceeded 10 gallons. Mr. Kurpaska confirmed the need to acquire an LSP to close out the case.
- September 14, 2016 - Mr. Rob Smith of ATC Associates completed a site visit. Mr. Smith identified some soil where additional vegetation/soil needed to be removed and disposed of. Robert Wallace removed the identified soil and placed it immediately into one of the two 55 gallon waste drum until Mr. Smith was satisfied that all of the contaminated soil was removed. Samples were taken from the side-wall and bottom of the excavated hole.
- September 22, 2016 – Results of the two samples taken in the excavated area of dirt both were below the laboratory reporting limits.
- October 21, 2016 - The two 55-gallon drums of remediation waste are picked up by Triumvirate Environmental for disposal.
- November 9, 2016 – Permanent Solution Statement issued by MassDEP BWSC-103 form Release Tracking Number
- 1-20077

## 10. Spill Control

Amherst College currently has, and updates, an oil discharge, leak, rupture, or spill notification flow chart (see appendix H) that is available to anyone upon request. The main copy is located at the Amherst College Police Department or reasons of quick reference and application. Other materials which include the Emergency Planning and Right to Know Act (EPCRA), other regulatory response Plans as required by the EPA and Mass DEP.

All bulk storage containers are constructed of materials that are both compatible with the contents and meet manufactures specifications and listings. All storage containers are either double walled or are located in such an area as to prevent spread to the building or environment in the event of an accidental release.

- All releases of oil or related spills shall be reported to the Amherst College Facilities Department and the Office of Environmental Health and Safety through the Amherst College Police Department.
- 542-2291 (non-emergency)



Owner <b>EH&amp;S</b>	DOC. NO. <b>ENV-SPCC</b>	REV. 4	DATE 10/20/2022
DOC. TITLE <b>Spill Prevention, Control, and Countermeasures</b>			

- **542-2111** (emergency)
    - ⇒ The Amherst College Police Department shall immediately notify the Office of Environmental Health and Safety and the Facilities Department. The scope, size and potential environmental impact will dictate who and how many people will be contacted.
    - The flow chart for the type of incident will assist with the above referenced task.
    - The most senior supervisor for that particular incident will assume the role of Incident Commander until relieved by the Office of Environmental Health and Safety their designee or the highest ranking member of the Amherst Fire Department (on site).
- If the Amherst Fire Department has responded to the incident, Massachusetts General Law (Chapter 148) and (527 CMR 1) mandate that they assume the role of Incident Command, unless they delegate the responsibility back to the College as part of the Unified Command System.**
- The authorized Amherst College representative or their designee shall assist the Amherst Fire Department Incident Commander with information and the appropriate resources to help prevent illness or injury and lessen the damage to the environment.

Amherst College has removed most of the underground storage tanks on campus. Except for the double walled, monitored tanks that have already been identified, the (2) 30,000 gallon tanks to the north of the CEP, no other underground storage tanks, to our knowledge, exist anywhere on the Amherst College Campus. All faculty houses owned or recently sold by the college have either been converted over to gas (natural or propane) or have had the oil storage tanks located to the basement. For health and safety reasons the following plan has been incorporated to reduce potential environmental risk...

- **Faculty Houses** with the 275 gallon (#2) fuel oil tanks in the basement are inspected collectively by;
  - a. The renter of the property
  - b. The Oil Company that services the equipment once each year
  - c. Amherst College Rental Housing
  - d. Environmental Health & Safety during annual multimedia-type inspections
- **Residence Halls** with up to (3) 330 gallon (#2) fuel oil tanks in the basement are inspected by;
  - a. Facilities Mechanical Shop
  - b. The Oil Company responsible for service, annually
  - c. Environmental Health & Safety, annually



Owner EH&S	DOC. NO. ENV-SPCC	REV. 4	DATE 10/20/2022
DOC. TITLE Spill Prevention, Control, and Countermeasures			

Above ground tanks (excluding residential) for the storage of diesel fuel, gasoline and oil have been replaced with appropriate double-wall ASTs.

- The new tank have adequate secondary containment, proper protective barriers and appropriate signage.

All mobile containers of oil have a storage capacity of 55 gallons or less and are placed on top of plastic spill containment pallets. Before movement of any barrel with oily waste, the barrel is first sealed with a leak-tight lid, then transported to a truck with a hydraulic lift-gate via a drum dolly. They are transported immediately to the New Science Center hazardous waste room which has an overflow reservoir designed to fully contain a spill. Waste is stored here until such time as it is picked up by Triumvirate for disposal in less than 90 days, as Amherst College is a large quantity generator.

Room B010C in the New Science Center is designed specifically for the storage and containment of hazardous and non-hazardous waste, liquid or solid. This is the final point of accumulation for all oil waste. There are several fail-safe systems in place to capture oil in the event of a spill. The first is pallet-style secondary containment, the second is a 2,000 gallon sump tank below the room to capture liquid and the third is a water-tight gate that automatically deploys when it is activated by liquid to create a basin that will hold 9,500 gallons.

Room B010H is the location for spill cleanup equipment. There are spare drums, absorbent mats, loose cellulose absorbent and personal protective equipment.

**Except for personnel health and safety, no other condition will take precedence over a potential environmental hazard such as a chemical or oil release.**

**If a chemical, oil or other hazardous material spill occurs on campus...**

**1. Insure your personal safety and the health and safety of others**

- Evacuate if conditions warrant

**2. Notify the Amherst College Police Department at 542-2111**

- The Amherst College Police Department shall notify Facilities personnel identified on the Oil or Chemical Spill Flow Chart.
- If the spill can be controlled or contained without risk to faculty, staff or students, perform the required corrective action.
- If fire or the potential for fire is present...
- EVACUATE the area
- If the spill has the potential for reaching a drain, catch basin, sanitary sewer, brook, conservation area or river, every attempt should be made to limit negative environmental impact.



Owner <b>EH&amp;S</b>	DOC. NO. <b>ENV-SPCC</b>	REV. 4	DATE 10/20/2022
DOC. TITLE <b>Spill Prevention, Control, and Countermeasures</b>			

- Contact Environmental Health and Safety via the Amherst College Police Department.
- The proper equipment and supplies are available for containment and clean-up activities.
- Any and all recovered material and associated sorbent shall be placed in a leak-tight 55 gallon metal drum located in Room B010H of the New Science Center at 25 East Dr. The waste barrel shall be properly labeled with applicable hazard warnings and placed in Room B010C of the New Science Center.
- If the chemical or oil spill cannot be contained, controlled or cleaned up by the Facilities personnel, the following companies can be requested for additional assistance;
  1. **Environmental Health and Safety**  
6 East Drive  
Amherst College  
(413) 542-8189 or (413)542-2111 (ACPD)
  2. **Triumvirate Environmental 63 Inner Belt Rd**  
Somerville, MA 02143-0003  
(617) 628-8098  
(617) 620-8099 (fax)
  3. **Western MA Environmental, LLC**  
93 Wayside Ave  
Springfield, MA 01089  
(866) 662-2622

## 11. Contingency Plan and Location(s)

Amherst College has identified potential risks, storage sites, regulatory requirements, control and containment equipment and structures that were designed to limit or significantly reduce negative environmental impact in accordance with 40 CFR 112.7. The College believes that through careful planning, removal of old underground storage tanks and a proper inspection program we can and will prevent most if not all releases of oil. However, a contingency plan has been implemented to further protect the college from unforeseen potential risk.



Owner <b>EH&amp;S</b>	DOC. NO. <b>ENV-SPCC</b>	REV. 4	DATE <b>10/20/2022</b>
DOC. TITLE <b>Spill Prevention, Control, and Countermeasures</b>			

The plan, as required by the federal EPA has been submitted to the...

- 1. Amherst Fire Department**
- 2. Hampshire Regional Emergency Planning Committee**
- 3. Amherst Board of Health**
- 4. Amherst Department of Public Works**
- 5. Amherst Conservation Commission**

A summary of the notification requirements is included as part of the SPCC/Contingency Plan and a copy of the Spill Incident Report Form is included in Appendix A of this plan.

## **12. Plan Review**

As required by federal regulation, Amherst College will review, evaluate and amend this plan every (5) years or as necessary when...

- a. A more effective prevention and control technology has been developed
- b. Significant changes in the facilities design, construction, operation or maintenance has taken place

⇒ Amendments and changes to the Amherst College Spill Prevention Control and Countermeasures Plan shall be approved and certified by a Massachusetts Registered Professional Engineer at least triennially.

## **13. Security**

1. Amherst College Police Department are available around the clock, seven days a week. The police officers under the direction of a Police Chief and an Assistant Police Chief make routine patrols of the campus and will, when identified, report any unsafe or hazardous conditions to the Environmental Health and Safety Director or the Campus Fire Marshal (Police Chief).

Unsafe conditions can include but are not limited to...

- a. Unsecured hazardous material or waste storage areas
  - b. The accidental or potential release of chemicals or oil
  - c. The improper identification or containment of hazardous materials or waste
  - d. The improper storage, transportation or use of hazardous or universal materials or waste.
2. All Amherst College buildings, including those used for the storage and use of hazardous materials and wastes, shall be locked or otherwise secured during non-business hours.





Owner <b>EH&amp;S</b>	DOC. NO. <b>ENV-SPCC</b>	REV. 4	DATE <b>10/20/2022</b>
DOC. TITLE <b>Spill Prevention, Control, and Countermeasures</b>			

- a. Keys to Main Accumulation Area in New Science Center Room B010C are kept by the Office of Environmental Health and Safety and can also be obtained through the Amherst College Police Department if needed.
- b. Limited access to this facility is designed to prevent the improper placement of hazardous and universal waste in the facility without the knowledge of those responsible.
3. In all areas where oil storage greater than 55 gallons is located, lighting has been provided for maintenance, emergency response, and the ability to detect a release.
4. Mechanical and electrical areas, confined spaces, elevator pits, hoist ways and other hazardous areas shall be kept closed and locked to prevent unauthorized access.
  - a. Persons needing access to these areas should contact the appropriate shop supervisor or elevator repair technicians.
  - b. Elevator technicians can acquire their keys for access to campus elevator machine rooms and pits from the Amherst College Police Department, located at Facilities Department, 6 East Drive, or through the elevator repair company responsible for that particular building.

**14. Inspections**

- a. Inspections of all oil storage facilities, elevator pits, tanks and containers must be performed in accordance with the SPCC/Contingency plans. Inspection frequency is dependent on the location, size and access to the container, elevator pit and tanks.
- b. Inspections of each container, elevator pit and tank shall be the responsibility of the appropriate shop supervisor and their staff, the elevator contractor(s), the Central Energy Lead Engineer and staff, and Environmental Health and Safety.

**Sites**

**Frequency of Inspections**

<b>Five College Book Depository</b> , Military Road	24 hours/day – Amherst College Police Department
– Diesel fuel for generator	
<b>Tennis Barn</b> , 100 East Drive	24 hours/day – Monitored with audible alarm
– Gasoline Tank	
<b>Golf Course</b> , 365 South Pleasant St	Summer - Daily
- (2) 500gal above ground tanks	Winter - Weekly
<b>New Science Center MAA</b> ,	
25 East Dr.	Weekly - Monday mornings
- Hazardous Waste	
<b>New Steam Plant</b> , 151 College Street	Dipped daily at 7 a.m.
- (2) 30,000gal underground fuel tanks	Inspected internally every 5 years



Owner <b>EH&amp;S</b>	DOC. NO. <b>ENV-SPCC</b>	REV. 4	DATE <b>10/20/2022</b>
DOC. TITLE <b>Spill Prevention, Control, and Countermeasures</b>			

ENVIRONMENTAL HEALTH & SAFETY

**Valentine Dining Hall**, 59 College St.

Daily

- 55gal waste cooking/vegetable oil

**Residential Apartments and Houses**

Occupant inspected

Yearly inspection by service contractor

Yearly inspection by Rental Housing/EH&S

**Elevator(s)**

Inspected monthly by Elevator Company

**Transformers and Switches**

Inspected annually by Electric Shop

The office of Environmental Health and Safety and the Central Energy Plant shall maintain records for the above referenced inspections.

- ◆ In addition to the annual transformer inspections conducted by the Electric Shop, Amherst College EH&S, Grounds and Police Departments monitor the campus for leaks, sheens, and spills of all fluids, including, but not limited to oil and initiate immediate corrective actions.
- ◆ The above ground oil storage tanks in apartments and houses rented by faculty and administrative staff shall be incorporated into the Facilities work order system.
  - In addition to the contractor service call performed, these yearly inspections will be performed by either the Facilities, Mechanical Shop, or Environmental Health and Safety.
- ◆ The switch and transformer inspection that shall be performed at least annually by the Facilities Electrical Shop and will be incorporated into the Facilities Work Order System.

**15. Personnel Training**

Facilities and Rental Housing personnel receive training in many different areas of health and safety, including small scale (level D) hazardous material response for leaks, ruptures or spills of oil and other similar limited hazard types of discharge.

- Response personnel at present have very limited responsibilities for hazardous materials incidents, oil included. The emergency action / contingency plan for this type of event is restricted to the cleanup of small amounts of oil (<25 gallons) and the containment and prevention of run-off for those spills in quantities greater than 25 gallons.
- All spills of oil in amounts greater than or equal to 10 gallons are reported to the Amherst Fire Department and the Department of Environmental Protection as required.

Response personnel from Amherst College include but are not limited to:

1. Amherst College Police Department
2. Environmental Health and Safety
3. Grounds Department



Owner EH&S	DOC. NO. ENV-SPCC	REV. 4	DATE 10/20/2022
DOC. TITLE Spill Prevention, Control, and Countermeasures			

4. Mechanical Shop Staff
5. Central Energy Plant Personnel
6. Electrical Shop
7. Rental Housing

Personnel from the above referenced departments will be trained to...

- a. Contact the appropriate Facilities Staff
  - b. Find and use clean-up supplies in New Science Center and the back of the Environmental Health & Safety box truck.
  - c. Temporarily or permanently contain, divert or clean-up the hazardous material
  - d. Notify the appropriate regulatory agencies (*see oil spill flow chart*)
  - e. Contact the appropriate clean-up companies (*see oil spill flow chart*)
  - f. Follow the flow chart that has been developed for this type of incident
  - g. Locate and properly fill out the Amherst College Spill Notification Report
  - h. Fill out the appropriate reports required by the Commonwealth of Massachusetts
- Records of the training for Facilities personnel shall be kept by the Office of Environmental Health and Safety.
  - The HREPC and the Municipal Coordinator/Emergency Management Director (Amherst Fire Department) will be provided with a list of those personnel who have been trained to respond to and aid in the mitigation of a hazardous material incident, such as an oil spill.

Training exercises (full-scale or tabletop) will be performed in-house with Facilities and Rental Housing response personnel. A critique of the incident will follow with alterations to the plan being made to improve our response activities and corrective action.

- Amherst College Facilities will notify the Amherst Fire Department about any forthcoming hazardous material training so that the members of the fire department can participate or review our Standard Operating Procedures.
- Training accomplishments will be entered into the Environmental Health & Safety database.



Owner EH&S	DOC. NO. ENV-SPCC	REV. 4	DATE 10/20/2022
DOC. TITLE Spill Prevention, Control, and Countermeasures			

# Appendix A

## Hazardous Material Incident Report Form



Owner EH&S	DOC. NO. ENV-SPCC	REV. 4	DATE 10/20/2022
DOC. TITLE Spill Prevention, Control, and Countermeasures			

# HAZARDOUS MATERIAL INCIDENT REPORT

**Date:** \_\_\_\_\_ **Time:** \_\_\_\_\_  
 \_\_\_\_\_ / \_\_\_\_\_ **Rm / Area:** \_\_\_\_\_  
 \_\_\_\_\_ / \_\_\_\_\_  
 \_\_\_\_\_ a.m. / p.m.

**Building:** \_\_\_\_\_  
**Address:** \_\_\_\_\_  
**Reporting Party:** \_\_\_\_\_ **Phone:** \_\_\_\_\_  
**Dept./Co.:** \_\_\_\_\_

**Hazardous Material:** - \_\_\_\_\_ **Quantity:** pt / qt / gal \_\_\_\_\_  
 \_ **Explosion** \_ **Fire** \_ **Spill**  
 \_ **Corrosive** \_ **Flammable** \_ **Poison** \_ **Oil** \_ **Reactive** \_ **Non-Hazardous**  
 \_\_\_ **Material Safety Data Sheet(s) obtained**

**Threat to Health:** None Mild Moderate Significant Life Threatening  
**Threat to Environment:** None Mild Moderate Significant  
**Material location (in/on):** Bldg Ground Parking Lot Sewer Storm Drain \_\_\_\_\_  
**Material migration by:** Air Ground Water \_\_\_\_\_  
**Brook, River, Waterway:** Bike Path, Fearing Brook, Fort River, Harts Brook, Hadley Reservoir

**1<sup>st</sup> Responder(s):** \_\_\_\_\_ **On Scene:** \_\_\_\_\_  
 Police Officer(s)

\_\_\_ **EH&S Notified** **On Scene:** \_\_\_\_\_ \_\_\_ **Fire Dept. Notified** **On Scene:** \_\_\_\_\_

\_\_\_ **Physical Plant Staff Requested:** \_\_\_\_\_

\_\_\_ **Outside Contractor(s) Requested:** \_\_\_\_\_

\_\_\_ **Director Notified On Scene:** \_\_\_\_\_ \_\_\_ **Police Chief Notified On Scene:** \_\_\_\_\_

\_\_\_ **Amherst DPW** **On Scene:** \_\_\_\_\_ \_\_\_ **Amherst Conservation On Scene:** \_\_\_\_\_  
 256-4050 256-4045

\_\_\_ **Amherst Wastewater Treatment Notified**  
 256-4055

\_\_\_ **Public Affairs Notified** \_\_\_ **President / Treasurers Office Notified**



Owner <b>EH&amp;S</b>	DOC. NO. <b>ENV-SPCC</b>	REV. 4	DATE <b>10/20/2022</b>
DOC. TITLE <b>Spill Prevention, Control, and Countermeasures</b>			

ENVIRONMENTALHEALTH & SAFETY

---

**DEP Notified** \_\_\_\_\_ a.m. / p.m. **On Scene:** \_\_\_\_\_ **DEP Incident Tracking #:** \_\_\_\_\_  
(413) 784-1100 or (888) 304-1133

**Incident Commander:** \_\_\_\_\_

**Injuries:** \_\_\_\_\_

**Ambulance(s) Requested**      **Y N**                      **Haz-Mat Team Requested**      **Y N**

**Clean-up and Disposal Methods:** \_\_\_\_\_

---



Owner EH&S	DOC. NO. ENV-SPCC	REV. 4	DATE 10/20/2022
DOC. TITLE Spill Prevention, Control, and Countermeasures			

# Appendix B

## Tanker Truck Unloading Procedures

AMHERST COLLEGE  
Central Energy Plant  
Tanker Truck Unloading Procedures

### Receiving CEP Personnel will...

1. Confirm that available storage is more than the delivery volume. Record the results in the oil delivery sheet.
2. Clearly explain to the truck driver that he/she (truck driver) is responsible for the cleaning of any spills that occur.



Owner EH&S	DOC. NO. ENV-SPCC	REV. 4	DATE 10/20/2022
DOC. TITLE Spill Prevention, Control, and Countermeasures			

- The tanker truck operator and their company shall be responsible for any material spilled. Proper disposal and removal from Amherst College shall rest solely with the tanker truck company.
- 3. Clearly identify the receiving line / hook up to the truck driver
- 4. Be familiar with the oil sorbent material and containment devices located in the Emergency Spill Locker
- 5. Know the proper procedure to report a hazardous material discharge, leak or spill (oil included)
- 6. Check to see if unloading hose is secured and latches are tied
- 7. Check that the storage tank is adequately vented to accommodate displaced gas from the tank
- 8. Operate the plant, and periodically supervise the unloading procedure
- 9. After unloading has been completed, sound the tank and record the results
- 10. Inspect the unloading area for visible leaks

### **Tanker Truck Operator will...**

1. Spot truck and trailer on the driveway and prepare it for unloading
2. Connect the unloading hose to the plant receiving riser
3. Remain with the tanker truck at all times during unloading operations
4. Disconnect hoses and deposit any drippings into a “labeled” and “covered” container which is provided in the immediate area
5. Follow all U.S. DOT rules and regulations as described in 49 CFR 117.834-837
  - a. Set the braking system and securely chock the wheels before loading / unloading
  - b. The tanker operator must always be in attendance when the tanker is being loaded / unloaded
  - c. The tanker truck engine shall be shut down during the loading / unloading operation
  - d. Static charges shall be neutralized by bonding and grounding, if necessary
  - e. When the cargo tank is loaded through an open filling hole, one end of a bond wire shall be connected to the stationary system piping or integrally connected steel framing, and the other end to the shell of the cargo tank to provide continuous electrical connection
  - f. When the cargo is loaded or unloaded through a vapor-tight top or bottom connection, so that there is no release of vapor at a point where a spark could occur, bonding or grounding is not required.
    - Contact at the closed connection must be made before flow starts, and must not be broken until after the flow is completed
  - g. a person shall not drive a cargo tank containing a combustible or flammable liquid unless all manhole closures are closed and secured and all valves and other closures in liquid discharge systems are closed and free of leaks

### **NO SMOKING...**

- a. At any time during the loading or unloading of any combustible or flammable liquid
- b. Shall be permitted by any person who is within 50' of the tanker truck





Owner EH&S	DOC. NO. ENV-SPCC	REV. 4	DATE 10/20/2022
DOC. TITLE Spill Prevention, Control, and Countermeasures			

# Appendix C

## List of Fuel Tanks - #2



Owner EH&S	DOC. NO. ENV-SPCC	REV. 4	DATE 10/20/2022
DOC. TITLE Spill Prevention, Control, and Countermeasures			

# SPCC Tank Program

Building # of General Notes	Address	Sol Multifamily	Fuel for Heat	Fuel Type	# of Tanks	Size of Tank	Tank Install	Berm	Eleva tor	Elevator Dry/Oil	Fluid Tank Size	Elevator Tank Berm	Generator	Generator Fuel Type	Generator Fuel Size	Tranfor mers	# of Oil in Equipment Gallons	PC Transformer Gallons	Other Tanks and
1771 House	435 South East St	<input type="checkbox"/> <input checked="" type="checkbox"/>	Oil	#2 Fuel Oil	1	275	<input type="checkbox"/>	<input type="checkbox"/>	<input type="checkbox"/>			<input type="checkbox"/>	<input type="checkbox"/>			<input type="checkbox"/>	<input type="checkbox"/>		Roth Tank Installed - 12/14/2006
Allen House	395 South Pleasant St	<input type="checkbox"/> <input checked="" type="checkbox"/>	Oil	#2 Fuel Oil	1	275	<input type="checkbox"/>	<input type="checkbox"/>	<input type="checkbox"/>			<input type="checkbox"/>	<input type="checkbox"/>			<input type="checkbox"/>	<input type="checkbox"/>		Roth Tank Installed - 01/26/2007
Amherst Golf Club	395 South Pleasant St	<input type="checkbox"/> <input checked="" type="checkbox"/>	Oil	#2 Fuel Oil	1	275	<input type="checkbox"/>	<input type="checkbox"/>	<input type="checkbox"/>			<input type="checkbox"/>	<input type="checkbox"/>			<input type="checkbox"/>	<input type="checkbox"/>		Tank Replaced - 2015
Atkinson House	415 South Pleasant St	<input type="checkbox"/> <input checked="" type="checkbox"/>	Oil	#2 Fuel Oil	1	275	<input type="checkbox"/>	<input type="checkbox"/>	<input type="checkbox"/>			<input type="checkbox"/>	<input type="checkbox"/>			<input type="checkbox"/>	<input type="checkbox"/>		
Bailey-Brown	19 Hitchcock Rd	<input type="checkbox"/> <input checked="" type="checkbox"/>	Oil	#2 Fuel Oil	1	275	<input type="checkbox"/>	<input type="checkbox"/>	<input type="checkbox"/>			<input type="checkbox"/>	<input type="checkbox"/>			<input type="checkbox"/>	<input type="checkbox"/>		
Bartlett-D House	211 South Pleasant St	<input type="checkbox"/> <input checked="" type="checkbox"/>	Oil	#2 Fuel Oil	1	330	<input type="checkbox"/>	<input type="checkbox"/>	<input type="checkbox"/>			<input type="checkbox"/>	<input type="checkbox"/>			<input type="checkbox"/>	<input type="checkbox"/>		Purchased by College Faculty

Building # of General Notes	Address	Soil Multifamily	Fuel for Heat	Fuel Type	# of Tanks	Size of Tank	Tanks Removed	Tank Berm	Install	Eleva	Elevator	Fluid Tank	Tank Elevator	Gener	Generator	Generator	Tranfor	# of	PC Transformer	Other Tanks and Gallons
Bennett House	36 Snell St	<input type="checkbox"/> <input checked="" type="checkbox"/>	Oil	#2 Fuel Oil	1	275	<input type="checkbox"/>	<input type="checkbox"/>					<input type="checkbox"/>	<input type="checkbox"/>						
Boyden House	58 Woodside Ave	<input type="checkbox"/> <input checked="" type="checkbox"/>	Oil	#2 Fuel Oil	1	275	<input type="checkbox"/>	<input type="checkbox"/>					<input type="checkbox"/>	<input type="checkbox"/>						
Breusch House	19 Dana Place	<input type="checkbox"/> <input checked="" type="checkbox"/>	Oil	#2 Fuel Oil	1	275	<input type="checkbox"/>	<input type="checkbox"/>					<input type="checkbox"/>	<input type="checkbox"/>						
Burnett House	17 Walnut St	<input type="checkbox"/> <input checked="" type="checkbox"/>	Oil	#2 Fuel Oil	1	275	<input type="checkbox"/>	<input type="checkbox"/>					<input type="checkbox"/>	<input type="checkbox"/>						
Chapman	233 South Pleasant St	<input type="checkbox"/> <input checked="" type="checkbox"/>	Oil	#2 Fuel Oil	2	275	<input type="checkbox"/>	<input type="checkbox"/>					<input type="checkbox"/>	<input type="checkbox"/>						
Churchill House	97 Spring St	<input type="checkbox"/> <input checked="" type="checkbox"/>	Oil	#2 Fuel Oil	2	330	<input type="checkbox"/>	<input type="checkbox"/>					<input type="checkbox"/>	<input type="checkbox"/>						
Clark House	74 College St	<input type="checkbox"/> <input checked="" type="checkbox"/>	Oil	#2 Fuel Oil	2	330	<input type="checkbox"/>	<input type="checkbox"/>					<input type="checkbox"/>	<input type="checkbox"/>						
Collins House	21 Woodside Ave	<input type="checkbox"/> <input checked="" type="checkbox"/>	Oil	#2 Fuel Oil	1	275	<input type="checkbox"/>	<input type="checkbox"/>					<input type="checkbox"/>	<input type="checkbox"/>						
Davenport House	70 Northampton Rd	<input type="checkbox"/> <input checked="" type="checkbox"/>	Oil	#2 Fuel Oil	1	275	<input type="checkbox"/>	<input type="checkbox"/>					<input type="checkbox"/>	<input type="checkbox"/>						Fuel Oil Tank EMPTY - Building Shut Down

Building # of General Notes	Address	Sol Multifamily	Fuel for Heat	Fuel Type	# of Tanks	Size of Tanks	Removed	Tank Install	Berm	Eleva tor	Eleva tor Dry/Oil	Fluid Tank Size	Eleva tor Tank Berm	Gener ator	Generator Fuel Type	Generator Fuel Size	Tranfor mers	B's	Oil in Gallons	Equipment Gallons	Other Tanks and
Dickinson House	24 Lincoln Ave	<input type="checkbox"/> <input checked="" type="checkbox"/>	Oil	#2 Fuel Oil	2	275	<input type="checkbox"/>	<input type="checkbox"/>	<input type="checkbox"/>				<input type="checkbox"/>	<input type="checkbox"/>				<input type="checkbox"/>	<input type="checkbox"/>		
Dickinson, Emily	280 Main St	<input type="checkbox"/> <input checked="" type="checkbox"/>	Oil	#2 Fuel Oil	2	275	<input type="checkbox"/>	<input checked="" type="checkbox"/>	<input type="checkbox"/>				<input type="checkbox"/>	<input type="checkbox"/>				<input type="checkbox"/>	<input type="checkbox"/>		New Oil Tanks Installed - 2016
Evergreens	214 Main St	<input type="checkbox"/> <input checked="" type="checkbox"/>	Oil	#2 Fuel Oil	1	275	<input type="checkbox"/>	<input type="checkbox"/>	<input type="checkbox"/>				<input type="checkbox"/>	<input type="checkbox"/>				<input type="checkbox"/>	<input type="checkbox"/>		
Groff House	81-83 Woodside Ave	<input type="checkbox"/> <input checked="" type="checkbox"/>	Oil	#2 Fuel Oil	2	275	<input type="checkbox"/>	<input type="checkbox"/>	<input type="checkbox"/>				<input type="checkbox"/>	<input type="checkbox"/>				<input type="checkbox"/>	<input type="checkbox"/>		
Guyotte House	456 South Pleasant St	<input type="checkbox"/> <input checked="" type="checkbox"/>	Oil	#2 Fuel Oil	1	275	<input type="checkbox"/>	<input type="checkbox"/>	<input type="checkbox"/>				<input type="checkbox"/>	<input type="checkbox"/>				<input type="checkbox"/>	<input type="checkbox"/>		
Hallock House	46 Snell St	<input type="checkbox"/> <input checked="" type="checkbox"/>	Oil	#2 Fuel Oil	1	275	<input type="checkbox"/>	<input type="checkbox"/>	<input type="checkbox"/>				<input type="checkbox"/>	<input type="checkbox"/>				<input type="checkbox"/>	<input type="checkbox"/>		
Heat Plant	151 College Street	<input type="checkbox"/> <input checked="" type="checkbox"/>	PwrPlt	#2 Fuel Oil	1	30,000	<input type="checkbox"/>	<input type="checkbox"/>	<input type="checkbox"/>				<input type="checkbox"/>	<input checked="" type="checkbox"/>	Diesel	366	<input checked="" type="checkbox"/>	1	<input type="checkbox"/>	50	
Heat Plant	151 College St	<input type="checkbox"/> <input checked="" type="checkbox"/>	Oil	#2 Fuel Oil	2	2,500	<input type="checkbox"/>	<input type="checkbox"/>	<input type="checkbox"/>				<input type="checkbox"/>	<input checked="" type="checkbox"/>	Diesel	2500	<input type="checkbox"/>	<input type="checkbox"/>			

Building # of General Notes	Address	Sol Multifamily	Fuel for Heat	Fuel Type	# of Tanks	Size of Tank	Tank Removed	Install Berm	Eleva tor	Eleva tor	Fluid Tank Size	Eleva tor	Gener ator	Gener ator	Gener ator	Tranfor mers	# of	PC Transformer Gallons	Other Tanks and Equipment Gallons
Hitchcock House	271South Pleasant St	<input type="checkbox"/> <input checked="" type="checkbox"/>	Oil	#2 Fuel Oil	2	275	<input type="checkbox"/>	<input type="checkbox"/>	<input type="checkbox"/>			<input type="checkbox"/>	<input type="checkbox"/>			<input type="checkbox"/>			
Johnson House	27Woodside Ave	<input type="checkbox"/> <input checked="" type="checkbox"/>	Oil	#2 Fuel Oil	1	275	<input type="checkbox"/>	<input type="checkbox"/>	<input type="checkbox"/>			<input type="checkbox"/>	<input type="checkbox"/>			<input type="checkbox"/>			Roth Tank Installed in 2013
Joseph Smith House	522 South Pleasant St	<input type="checkbox"/> <input checked="" type="checkbox"/>	Oil	#2 Fuel Oil	2	275	<input type="checkbox"/>	<input type="checkbox"/>	<input type="checkbox"/>			<input type="checkbox"/>	<input type="checkbox"/>			<input type="checkbox"/>			Oil to Gas (?)
Joy House	104Northampton Rd	<input type="checkbox"/> <input checked="" type="checkbox"/>	Oil	#2 Fuel Oil	1	275	<input type="checkbox"/>	<input type="checkbox"/>	<input type="checkbox"/>			<input type="checkbox"/>	<input type="checkbox"/>			<input type="checkbox"/>			
Merrill Apt.	4 Merrill Science Drive	<input type="checkbox"/> <input checked="" type="checkbox"/>	PwrPlt	#2 Fuel	1	275	<input type="checkbox"/>	<input type="checkbox"/>	<input type="checkbox"/>			<input type="checkbox"/>	<input type="checkbox"/>			<input type="checkbox"/>			Roth Tank Oil Installed - Check w/ Rental Housing
Miner House	Northampton Rd	<input type="checkbox"/> <input checked="" type="checkbox"/>	Oil	#2 Fuel Oil	1	275	<input type="checkbox"/>	<input type="checkbox"/>	<input type="checkbox"/>			<input type="checkbox"/>	<input type="checkbox"/>			<input type="checkbox"/>			CHECK OIL TANK
Montgomery House	75 Woodside Ave	<input type="checkbox"/> <input checked="" type="checkbox"/>	Oil	#2 Fuel Oil	1	275	<input type="checkbox"/>	<input type="checkbox"/>	<input type="checkbox"/>			<input type="checkbox"/>	<input type="checkbox"/>			<input type="checkbox"/>			
Observatory	86Snell St	<input type="checkbox"/> <input checked="" type="checkbox"/>	Oil	#2 Fuel Oil	2	330	<input type="checkbox"/>	<input type="checkbox"/>	<input type="checkbox"/>			<input type="checkbox"/>	<input type="checkbox"/>			<input type="checkbox"/>			

Building # of General Notes	Address	Soil Multifamily	Fuel for Heat	Fuel Type	# of Tanks	Size of Tank	Tank Removed	Install Berm	Eleva tor	Eleva tor	Fluid Tank	Eleva tor	Gener ator	Gener ator	Gener ator	Tranfor mers	# of Oil in Equipment Gallons	PC Transformer Gallons	Other Tanks and
Observatory House	76 Snell St	<input type="checkbox"/> <input checked="" type="checkbox"/>	Oil	#2 Fuel Oil	2	275	<input type="checkbox"/>	<input type="checkbox"/>	<input type="checkbox"/>			<input type="checkbox"/>	<input type="checkbox"/>			<input type="checkbox"/>			
Plough House	85 Dana St	<input type="checkbox"/> <input checked="" type="checkbox"/>	Oil	#2 Fuel Oil	1	275	<input type="checkbox"/>	<input type="checkbox"/>	<input type="checkbox"/>			<input type="checkbox"/>	<input type="checkbox"/>			<input type="checkbox"/>			
Rauch House	45 Woodside Ave	<input type="checkbox"/> <input checked="" type="checkbox"/>	Oil	#2 Fuel Oil	1	275	<input type="checkbox"/>	<input type="checkbox"/>	<input type="checkbox"/>			<input type="checkbox"/>	<input type="checkbox"/>			<input type="checkbox"/>			Fair Tank, but many floor deficiencies
Rolfe Humphries	25 Jeffery Lane	<input type="checkbox"/> <input checked="" type="checkbox"/>	Oil	#2 Fuel Oil	1	275	<input type="checkbox"/>	<input type="checkbox"/>	<input type="checkbox"/>			<input type="checkbox"/>	<input type="checkbox"/>			<input type="checkbox"/>			
Williams House	12 Walnut St	<input type="checkbox"/> <input checked="" type="checkbox"/>	Oil	#2 Fuel Oil	2	275	<input type="checkbox"/>	<input type="checkbox"/>	<input type="checkbox"/>			<input type="checkbox"/>	<input type="checkbox"/>			<input type="checkbox"/>			Roth Tank Installed - 12/08/2006

AMHERST COLLEGE



Owner EH&S	DOC. NO. ENV-SPCC	REV. 4	DATE 10/20/2022
DOC. TITLE Spill Prevention, Control, and Countermeasures			

ENVIRONMENTALHEALTH & SAFETY

---

# Appendix D

## List of Fuel Tanks #6





# SPCC Tank Program

Building	Address	So ld mily	Multifa	Fuel for Heat	Fuel Type	# of Tanks	Size of Tank	Tank Removed	Tank Install	Berm	Eleva tor	Elevator Dry/Oil	Fluid Tank and Size	Elevator Tank	Gener ator	Generator Fuel Type	Generator Fuel Size	Genera tor	Tranfor mers	# of PC Transformer B's Oil in Equipment	Other Tanks	# of General Notes Gallons
Heat Plant	151 College Street	<input type="checkbox"/>	<input checked="" type="checkbox"/>	PwrPlt	#6 Fuel Oil	1	30,000	<input type="checkbox"/>	<input type="checkbox"/>	<input type="checkbox"/>				<input type="checkbox"/>	<input checked="" type="checkbox"/>	Diesel	366	<input checked="" type="checkbox"/>	1	<input type="checkbox"/>	50	



AMHERST COLLEGE



Owner EH&S	DOC. NO. ENV-SPCC	REV. 4	DATE 10/20/2022
DOC. TITLE Spill Prevention, Control, and Countermeasures			

ENVIRONMENTALHEALTH & SAFETY

---

# Appendix E

## List of Fuel Tanks – Gasoline & Diesel



# SPCC Tank Program

Building	Address	So Multifamily	Fuel for Heat	Fuel Type	# of Tanks	Size of Tank	Tank Install	Berm	Eleva	Elevator	Fluid Tank	Elevator	Generator	Generator	Generator	Tranformers	# of	PC Transformer	Other Tanks and	
	# of General Notes	Id				Tanks Removed	Berm	tor	Dry/Oil	Size	Tank	Berm	ator	Fuel Type	Fuel Size	mer		B's	Oil in Equipment	Gallons
Amherst Country Club	365 South Pleasant St	<input type="checkbox"/> <input checked="" type="checkbox"/>		Gasoline	1	500	<input type="checkbox"/>	<input type="checkbox"/>	<input type="checkbox"/>			<input type="checkbox"/>	<input type="checkbox"/>			<input type="checkbox"/>		<input type="checkbox"/>		
Tennis Barn	100 East Drive	<input type="checkbox"/> <input checked="" type="checkbox"/>		Gasoline	1	1000	<input type="checkbox"/>	<input type="checkbox"/>	<input type="checkbox"/>			<input type="checkbox"/>	<input type="checkbox"/>			<input type="checkbox"/>		<input type="checkbox"/>		

## SPCC Tank Program

Building	Address	So Multifamily	Fuel for Heat	Fuel Type	# of Tanks	Size of Tank	Tank Install	Berm	Eleva	Elevator	Fluid Tank	Elevator	Generator	Generator	Generator	Tranfor	# of	PC Transformer	Other Tanks and		
	# of General Notes	Id				Tanks Removed	Berm		tor	Dry/Oil	Size	Tank	Berm	ator	Fuel Type	Fuel Size	mer	Transfor B's	Oil in	Equipment	Gallons
40Dickinson St	40Dickinson St	<input type="checkbox"/>		Diesel	1	3000	<input type="checkbox"/>	<input type="checkbox"/>	<input type="checkbox"/>			<input type="checkbox"/>	<input type="checkbox"/>				<input type="checkbox"/>	<input type="checkbox"/>			
Amherst Country Club	365South Pleasant St	<input type="checkbox"/>		Diesel	1	500	<input type="checkbox"/>	<input type="checkbox"/>	<input type="checkbox"/>			<input type="checkbox"/>	<input type="checkbox"/>				<input type="checkbox"/>	<input type="checkbox"/>			







Owner EH&S	DOC. NO. ENV-SPCC	REV. 4	DATE 10/20/2022
DOC. TITLE Spill Prevention, Control, and Countermeasures			

# Appendix F

## List of Elevators

Elevator Oil Storage Capacity			
Building	Address		Oil Capacity
Appleton Dorm	19 Quadrangle Drive		129gal
Converse	100 Boltwood Avenue		N/A
Frost Library Dumb	61 Quadrangle Drive		N/A
Frost Library Freight	61 Quadrangle Drive		345gal
Frost Library South	61 Quadrangle Drive		345gal
Johnson Chapel	11 Quadrangle Drive		129gal
Mead Art Freight	41 Quadrangle Drive		N/A
Merrill Science South	12 Merrill Science Road		N/A
Merrill Science North	12 Merrill Science Road		N/A
Moore Dorm	85 College Street		N/A
Seelye Mudd	31 Quadrangle Drive		187gal
Wilson Admission	220 South Pleasant		129gal
Mead Art Museum	41 Quadrangle Drive		165gal
Alumni Gym	266 South Pleasant Street		165gal
Beneski	11 Barrett Hill Road		185gal
Charles Pratt Dorm	3 Mead Drive		183gal
College Hall	155 South Pleasant Street		125gal
Cooper House	86 College Street		125gal
Fayerweather	17 Fayerweather Drive		152gal
Hitchcock Dorm	101 South Pleasant Street		125gal

James Dorm	43 Quadrangle Drive	183gal
Keefe Campus North	16 Barrett Hill Road	112gal
Keefe Campus South	16 Barrett Hill Road	112gal
King Dorm	12 Merrill Science Road	135gal
Life Science	25 Merrill Science Road	N/A
Lipton	32 College Street	89gal
Morris Pratt Dorm	11 Noah Webster Circle	152gal
Morrow Dorm	21 Noah Webster Circle	152gal
North Dorm	7 Quadrangle Drive	125gal
Pratt Field House	150 Northampton Road	87gal
Pratt Press Box	35 Orchard Street	87gal
Seligman Dorm	67 Northampton Road	35gal
Seymour Shed	155 College Street	125gal
South Dorm	15 Quadrangle Drive	125gal
79 South Pleasant	79 South Pleasant Street	114gal
Smith House	22 Hitchcock Road	83gal
Stearns Dorm	39 Quadrangle Drive	183gal

Wieland Dorm	10 Merrill Science Road	135gal
Williston Dorm	3 Quadrangle Drive	125gal
Greenway Dorm A	22 Merrill Science Drive	N/A
Greenway Dorm B	26 Merrill Science Drive	125gal
Greenway Dorm D	20 Merrill Science Drive	152gal
Valentine HALL	59 College Street	97gal
Valentine Dorm	59 College Street	97gal
Webster Hall	21 Quadrangle Drive	90gal
Converse B-5	100 Boltwood Avenue	5gal
Cadigan Religion Ct.	38 Woodside Avenue	5gal
Mayo/Smith Dorm	19 Northampton Rd.	5gal
Converse Porter Loun	100 Boltwood Avenue	5gal
Powerhouse	10 East Drive	5gal
Garman Dorm	62 Boltwood Avenue	5gal



Owner EH&S	DOC. NO. ENV-SPCC	REV. 4	DATE 10/20/2022
DOC. TITLE Spill Prevention, Control, and Countermeasures			

# Appendix G

## List of Transformers



**AMHERT COLLEGE TRANSFORMERS ON CAMPUS**

	<b>FT<sup>2</sup></b>	<b>Transformer size and location</b>	<b>Gallons FR3 Fluid</b>
<b>North HV Feeder</b>			
Valentine Dining Hall	<b>53,900</b>	Valentine 1000KVA located outside north/west	570
Arms Music Center	<b>43,800</b>	Music 1000KVA located sub-basement west end of Music	380
Converse Hall	<b>56,000</b>	Converse 500KVA located sub-basement west end of Music	479
Frost Library	<b>126,000</b>	Frost 750KVA located north/west outside	438
Williston Hall	<b>12,800</b>	Williston 500KVA located basement north/west end	384
Appleton Hall	<b>19,100</b>	Appleton 500KVA located outside north/west of Appleton	307
Kirby Theater	<b>38,900</b>	Kirby 500KVA located outside north side of Holden	401
Alumni Gym	<b>57,500</b>	Alumni 750KVA located outside east	320
LeFrak Gymnasium	<b>23,500</b>	Orr 500KVA located outside north of Orr Compressor Building	235
Webster Center (w/Allen wing)	<b>48,000</b>	Webster 500KVA located outside east side of building	419
Service Building	<b>10,000</b>	Service 150KVA located outside north side of Mechanical Shop	184
Taplin Hall	<b>7,500</b>	Jenkins 150KVA located outside north side of Mechanical Shop	184
Moore Dormitory	<b>40,000</b>	Moore 500KVA located outside south side of Moore	344
Beneski	<b>57,000</b>	Beneski 1000KVA located basement north/east	570
Keefe Campus Center	<b>34,300</b>	Campus Center 500KVA located basement north/west	Mineral Oil 256
Mead Art Museum	<b>34,300</b>	Mead 500KVA located outside east	283
<b>South HV Feeder</b>			
Wieland Hall	<b>22,400</b>	Wieland 300KVA located basement south/east of Wieland	384
Merrill Science Center	<b>164,000</b>	Merrill 1500KVA located outside east end	485
Greenway Dorm Trans		Greenway 750KVA located loading dock A Building	219

Seeley G. Mudd Building	<b>33,800</b>	Seelye/Mudd 300KVA located outside south of building	284
New Science Center		New Science Center 2,500KVA located at east loading dock	427
South side Chiller Plant		Chiller Plant 3,000KVA located south of chiller plant	585
<b>Central Plant Radial Feeder</b>		Main Plant 2000KVA located outside east of heat plant	519
		ABB Cogen 750KVA located outside north/east	235
<b>Back of Seymour Shed Over Stock</b>		Old Temp Dorm 150KVA	272
		Old Mead 500KVA	194
		Spare300KVA with IC-CA oil 190 Gal.	
<b>Utility Owned Transformers (Capacities unknown)</b>			

West of the parking lot for Scott House (14 Hitchcock Road)
Northwest corner of Pratt Field House (150 Northampton Road)
Northwest corner of Gooding Field (129 Hitchcock Road)
East side of Porter Residence Hall (46 Boltwood Avenue)
Northeast of Garman Residence Hall (62 Boltwood Avenue)
Northwest of Charles Drew Residence Hall (56 College Street)







Owner EH&S	DOC. NO. ENV-SPCC	REV. 4	DATE 10/20/2022
DOC. TITLE Spill Prevention, Control, and Countermeasures			

# Appendix H

## Incident Command System

### **If there is a spill less than 10 Gallons...**

Contact Environmental Health and Safety;

Richard Mears→Contact Amherst College Police Department  
Environmental Health and Safety Director  
Phone (413) 542-8174  
Cell (413) 530-8782  
Radio Call # M19

Robert Wallace→Contact Amherst College Police Department  
Environmental Health and Safety Manager  
Phone (413) 542-8198



Owner EH&S	DOC. NO. ENV-SPCC	REV. 4	DATE 10/20/2022
DOC. TITLE Spill Prevention, Control, and Countermeasures			

Cell (413) 313-3608  
Radio Call # M17

Audrey Piubeni → Contact Amherst College Police Department  
Environmental Health and Safety Specialist  
Phone (413) 542-8191 Radio Call # M18

Jason Williams → Contact Amherst College Police Department  
Chemical Safety Officer  
Phone (413) 542-2736

If not available, contact  
Amherst College Police Department  
Phone (413) 542-2291  
Radio Call # Dispatch

Contact Western MA Environmental for clean-up if no trained faculty are available  
Phone (866) 662-2622

### **If there is a spill greater to or equal to 10 Gallons...**

Contact Environmental Health and Safety;

Richard Mears → Contact Amherst College Police Department  
Environmental Health and Safety Director  
Phone (413) 542-8174  
Cell (413) 530-8782  
Radio Call # M19

Robert Wallace → Contact Amherst College Police Department  
Environmental Health and Safety Manager  
Phone (413) 542-8198  
Cell (413) 313-3608  
Radio Call # M17

Audrey Piubeni → Contact Amherst College Police Department  
Environmental Health and Safety Specialist  
Phone (413) 542-8191  
Radio Call # M18



Owner EH&S	DOC. NO. ENV-SPCC	REV. 4	DATE 10/20/2022
DOC. TITLE Spill Prevention, Control, and Countermeasures			

---

**ENVIRONMENTAL HEALTH & SAFETY**

Jason Williams → Contact Amherst College Police Department  
Chemical Safety Officer  
Phone (413) 542-2736

If not available, contact

Amherst College Police Department → will contact Amherst Fire Department  
Phone (413) 542-2291  
Radio Call # Dispatch

Notify Massachusetts Department of Environmental Protection as soon as possible but no greater than 2 hours after identification that there has been a spill greater than 10 gallons.

Phone (413) 784-1100 Springfield Office  
(888) 304-1133 Emergency Response Number

Contact Western MA Environmental for clean-up if no trained faculty are available  
Phone (866) 662-2622

Contact ATC Group Services, LLC. Licensed Site Professional  
Rob Smith (413) 781-0070



Owner EH&S	DOC. NO. ENV-SPCC	REV. 4	DATE 10/20/2022
DOC. TITLE Spill Prevention, Control, and Countermeasures			

# Appendix I

## Facility Maps



Owner EH&S	DOC. NO. ENV-SPCC	REV. 4	DATE 10/20/2022
DOC. TITLE Spill Prevention, Control, and Countermeasures			



- Transformer
- Orange Open (don't have fuel)
- 50' gas station
- Oil tank - underground
- Electrical substation
- Electrical substation

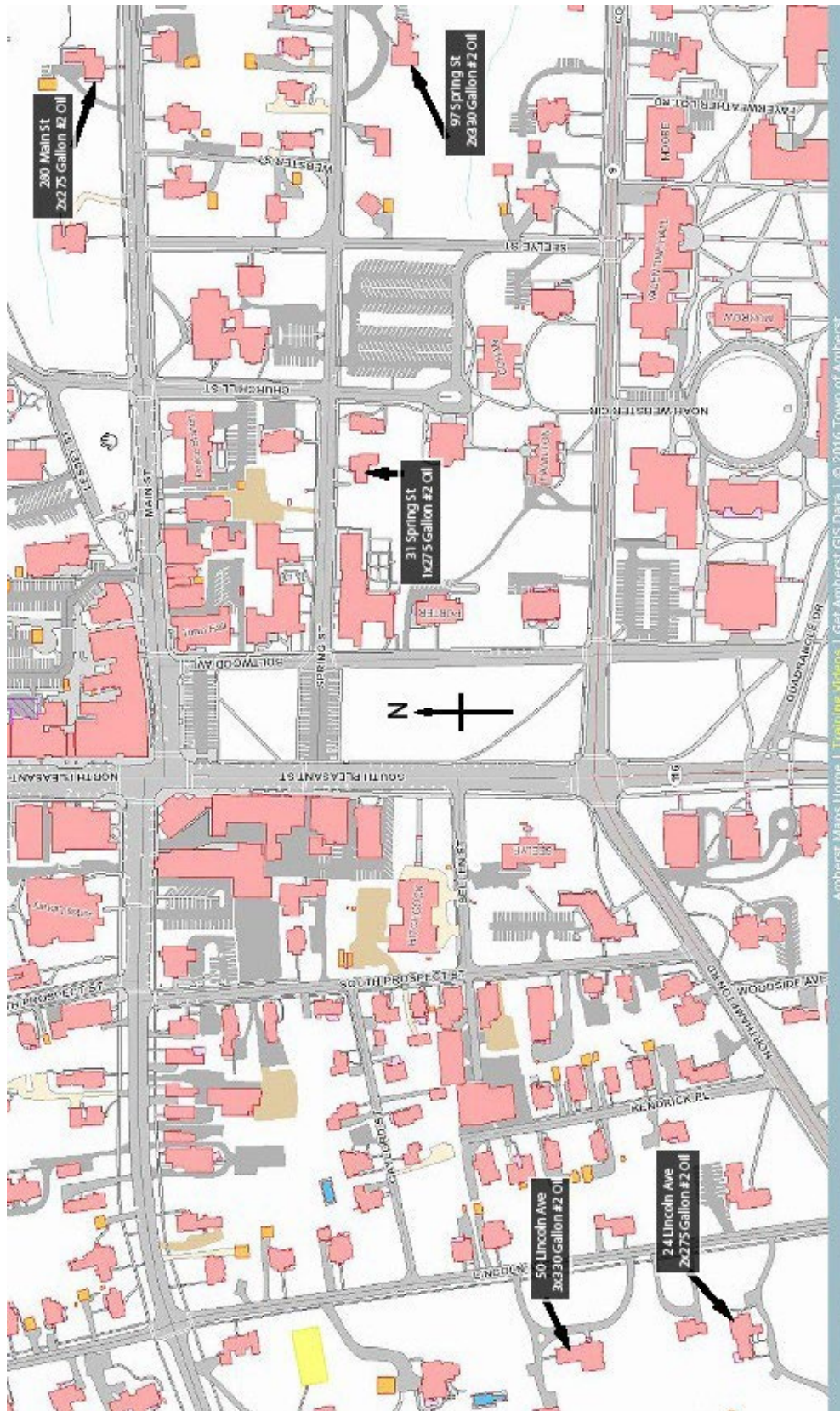


(11:11:11)



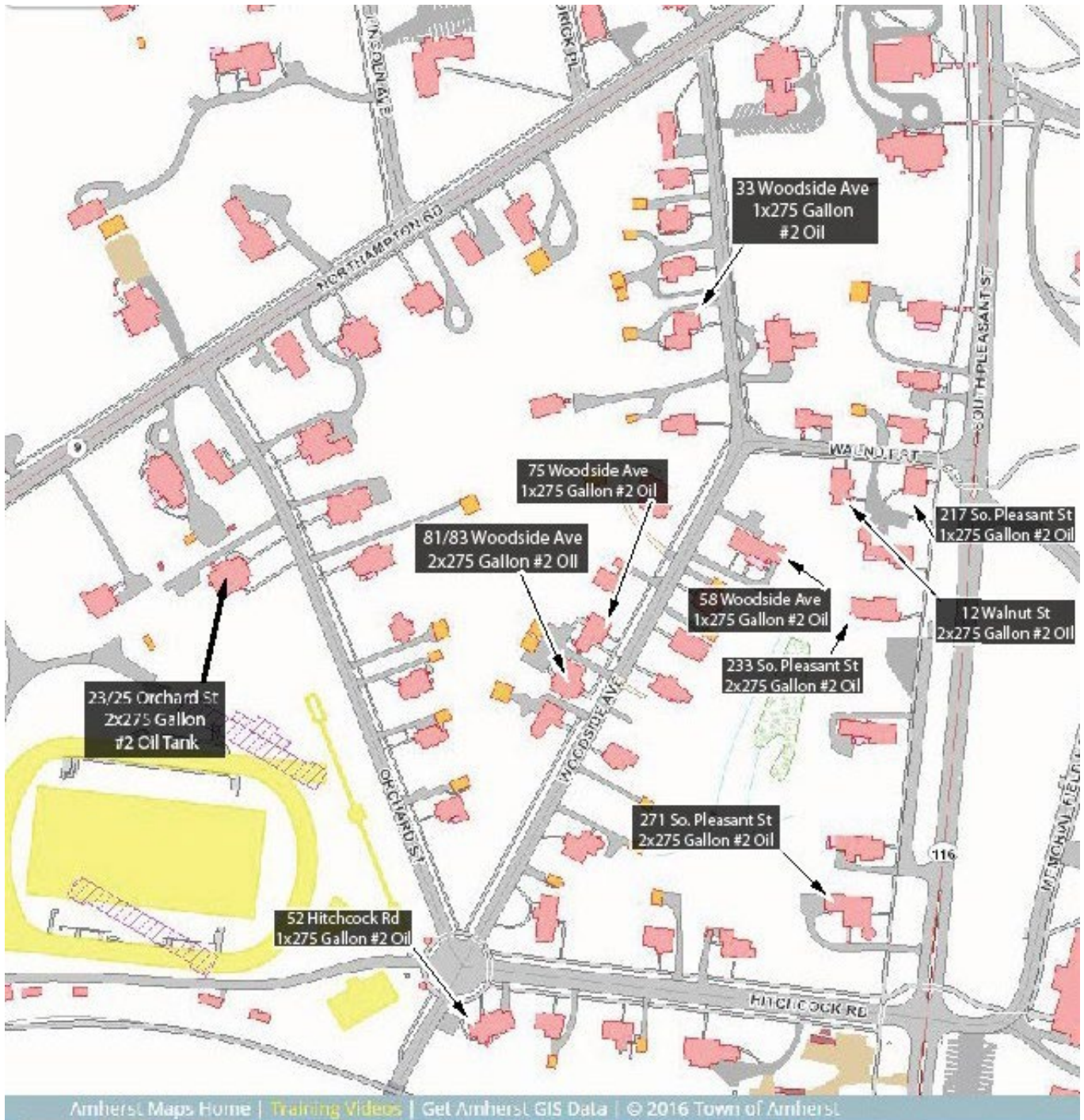


# North Residential Area

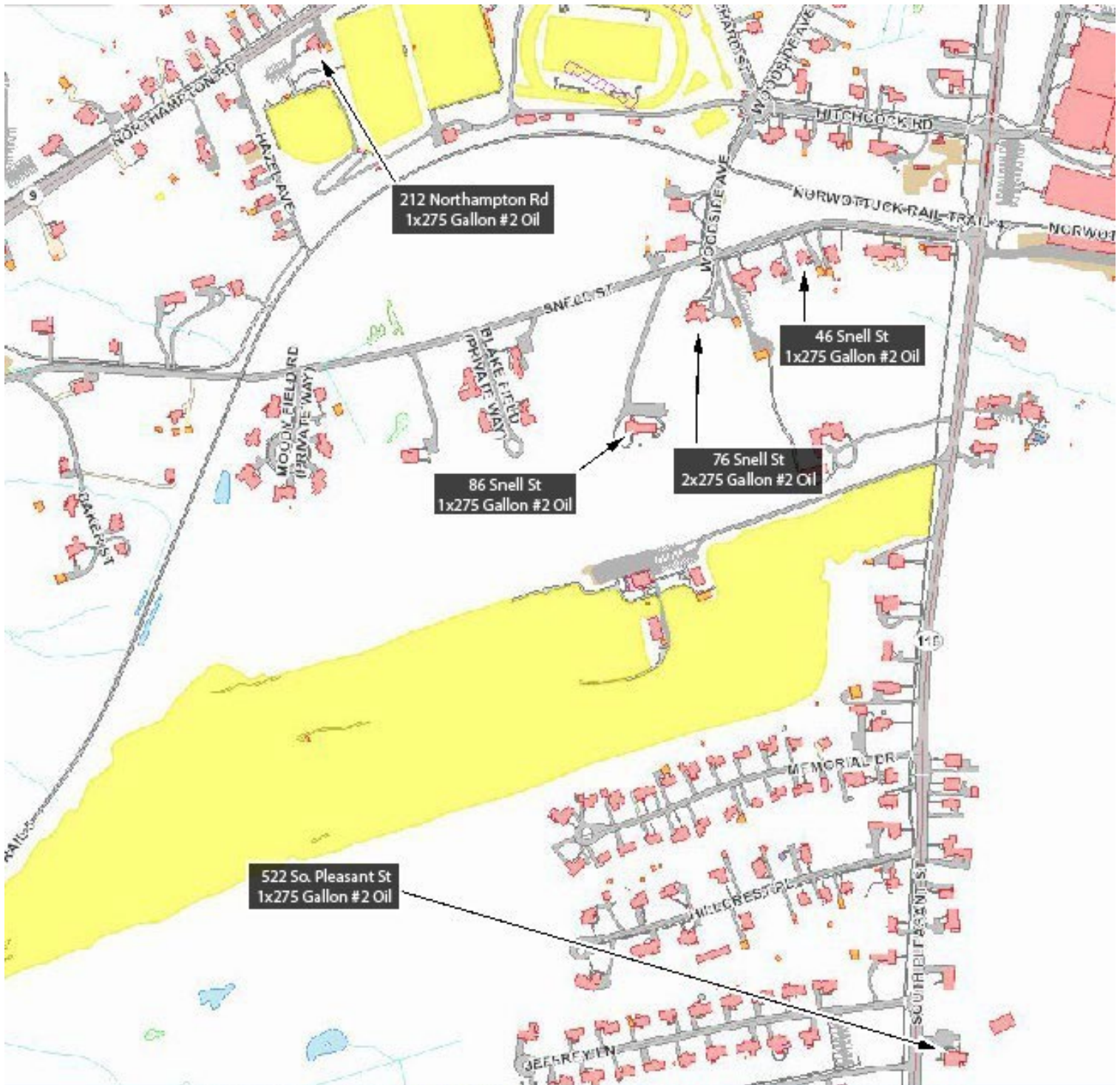




## West Residential Area



## South Residential Area



## Bunker





340 Gallon Built-in Tank  
Below Diesel Generator

Google

Imagery ©2016 Google. Map data ©2015 Google. Ter

## Projected Spill Flow Direction



