



Amherst College

Visual Identity Toolkit

Introduction

Amherst College's Visual Identity Toolkit (VIT) includes official logos, typefaces, and colors, along with specifications for use.

Adhering to the VIT will ensure that the College's visual identity remains strong and cohesive across its many applications, reinforcing the connection and importance of departments, offices, and groups to the College. When your materials look "officially Amherst," everyone will know your affiliation.

To learn more and download files, go to amherst.edu/go/vit.

If you have any questions, please contact us at commassets@amherst.edu.

We hope you will take some time to review the following pages and contact us with any questions.

(See also the separate guide, **Amherst College Athletic Visual Identity Toolkit**, for our athletic logos, typefaces, and more.)

Sincerely,

Your Communications Team

Academic and Administrative

1 Marks

1.1 Marks Overview

1. Seal



The Amherst College identity comprises a system of coordinated graphic marks. These marks can each be used on their own or in approved combinations (see Lockups). Artwork is provided as EPS and PNG files. Always use approved art files from our Visual Identity Toolkit.

EPS files are vector images that can be enlarged and reduced without diminishing image quality. Import EPS files into Word, Excel, InDesign, or other print-based application.

PNG files are bitmap images that can be used in digital media, such as websites or social media. Unlike EPS files, PNGs cannot be enlarged without losing image quality.

2. Two-Line Wordmark

Amherst
College

3. One-Line Wordmark

Amherst College

4. Monogram



5. Outlined Monogram



6. Mammoth



7. Mammoth Head




8. Cropped Mammoth



1.2 The Seal

The College seal is the visual imprimatur of Amherst College. It is used in the most formal applications and expressions of the College identity, either as a stand-alone graphic element or in conjunction with the primary wordmark. This historic seal was updated in 2017 to meet current standards for digital and print applications.

Always use approved art files from our Visual Identity Toolkit, and do not alter the seal.



Clear Space for Print Use

1/4 of the height of the seal is used to create the clear space around the mark. Nothing should be placed in this area.

Small Use in Print



0.3"

The Small Use Seal should be used for print applications between 0.5 inches and 0.3 inches, e.g., a pencil or other small item (please contact commassets@amherst.edu for details). The minimum size for the Small Use Seal is 0.3 inches. The Small Use seal is generally not used in digital applications.

Minimum Size in Print



0.5"

No maximum usage restriction. **Minimum size in print** is 0.5 inches wide.

1.3 Two-Line Wordmark

The two-line wordmark is a unique typographic mark that displays the Amherst name in a left-aligned configuration. It was developed from a modified version of the official College typeface, Tiempos.

Always use approved art files from our Visual Identity Toolkit for College marks and lockups. Do not recreate or alter any College marks or lockups or create new ones.

Amherst College



Clear Space for Print Use

A square drawn around the A from the wordmark creates the clear space. Nothing should be placed in this area.



No maximum usage restriction.
Minimum size in print is 0.4 inches wide.

1.4 One-Line Wordmark

The one-line wordmark is a unique typographic mark that displays the Amherst name. It was developed from a modified version of the official College typeface, Tiempos.


Always use approved art files from our Visual Identity Toolkit for College marks and lockups. Do not recreate or alter any College marks or lockups or create new ones.

Amherst College



Clear Space for Print Use

A square drawn around the A from the wordmark creates the clear space. Nothing should be placed in this area.



No maximum usage restriction.
Minimum size in print is 0.75 inches wide.

1.5 The Outlined Monogram & Monogram

The monogram is the “shorthand” identifier for Amherst. The monogram can be used as a stand-alone graphic element. The monogram has been typeset from a modified version of the official College typeface Tiempos.



Outlined Monogram



0.3"

No maximum usage restriction.
Minimum print size for the outlined monogram is 0.3 inches wide.

For print uses **smaller** than 0.3 inches, the monogram should be used.



Monogram



0.1"

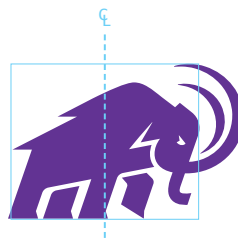
No maximum usage restriction.
Minimum size in print for the monogram is 0.1 inches.

1.6 The Mammoth (Primary mark)


The mammoth has been designed as the mascot for Amherst College. It can be used for academic or athletic applications as a stand-alone graphic and in approved lockups.



Cropped Mammoth (Secondary mark)



The mammoth should be **centered** on its body when paired with other elements.



Do not center the mammoth on the width of the entire mark. This will result in the mammoth appearing off-center.



No maximum usage restriction. **Minimum size in print** is 0.5 inches wide. For smaller sizes, use the **mammoth head**.

1.7 The Mammoth Head (Secondary mark)

The mammoth head can be used for academic or athletic applications as a stand-alone graphic and in approved lockups.



Minimum Size in Print



0.3"

No maximum usage restriction.
Minimum print size is 0.3 inches wide.

Small Use in Print



0.2"


The **Small Use Mammoth Head** should be used for any applications between 0.3 inches and 0.2 inches. The **minimum** print size for the Small Use Mammoth Head is 0.2 inches.

1.8 Incorrect Usage


Shown here are incorrect uses of Amherst College logos, using the seal as an example. Usage rules apply to all marks and lockups in the identity toolkit.



Don't vertically scale the seal.



Don't horizontally scale the seal.




Don't create additional art for use around the seal. The seal should stand alone or be used in approved lockups.




Don't reproduce the seal in more than one color.




Don't reproduce the seal in an unapproved color.



Don't use the seal at less than 100% opacity. Use approved colors.



Don't rotate the seal.




Don't fill parts of the seal with color. All transparent parts of the seal should show background.



Don't flip the seal.



Don't redraw any parts of the seal.



Don't use different fonts in the seal.

2 Lockups

2.1 Overview

Amherst College logos are available in approved combinations, called “lockups.” All artwork is provided as EPS and PNG files. Always use approved art files from our Visual Identity Toolkit. Do not create any College lockups outside of our approved lockups.

Primary Lockups

1. Centered Lockup



Amherst College

2. One-Line Lockup

Amherst College

3. Two-Line Lockup

Amherst
College

Secondary Lockups

4. Monogram Lockup



Amherst College

5. One-Line Mammoth Lockup

 Amherst College

6. Two-Line Mammoth Lockup

 Amherst
College

7. Centered Mammoth Lockup


Amherst College

2.2 Department, Museum, and Arts Logos

The Communications team provides logos for Amherst College departments, museums, and other entities. Always use approved art files provided by Communications.

Departmental Logos

8.
Formal Departmental Logo



9.
Informal Departmental Logo



10.
Informal Departmental Logo



11.
Informal Departmental Logo



12.
Informal Departmental Logo



Museums and Arts Logos

13.
LitFest Logo



14.
Beneski Block Logo



15.
Mead Logo



2.3 Giving Society Logos

The Communications team provides logos for Amherst College giving societies and related programs. Always use approved art files provided by Communications.

14.
The Amherst Fund



The Amherst Fund

15.
The Irradiant Society



16.
The 1821 Society



17.
The Parents' Fund



The Parents' Fund

2.4 Centered Lockup

The centered lockup consists of the seal and one-line wordmark in a centered configuration.




Amherst College



Clear Space for Print Use


A square drawn around the A from the wordmark creates the clear space. Nothing should be placed in this area.

Minimum Use



No maximum usage restriction.
Minimum size in print is 2 inches wide.

Small Use in Print



The **Small Use Seal Lockup** should be used for any applications between 2 inches and 1.2 inches. The **minimum** size for the Small Use Seal Lockup is 1.2 inches.

2.5 One-Line Lockup

The one-line lockup consists of the seal and one-line wordmark in a horizontal configuration. Whenever possible, align to left or right rather than centering.

Amherst College



Clear Space for Print Use

A square drawn around the A from the wordmark creates the clear space. Nothing should be placed in this area.

Minimum Use



No maximum usage restriction.
Minimum size in print is 3.5 inches wide.

Small Use in Print



The **Small Use Seal Lockup** should be used for any applications between 3.5 inches and 2.25 inches. The **minimum** size for the Small Use Seal Lockup is 2.25 inches.

2.6 Two-Line Lockup

The two-line lockup consists of the seal and two-line wordmark.

Amherst College



Clear Space for Print Use


A square drawn around the A from the wordmark creates the clear space. Nothing should be placed in this area.

Minimum Use



No maximum usage restriction.
Minimum usage is 1.6 inches wide.

Small Use in Print



The **Small Use Seal Lockup** should be used for any applications between 1.6 inches and 1 inch. The **minimum** size for the Small Use Seal Lockup is 1 inch.


2.7 Monogram Lockup

The monogram lockup consists of the one-line wordmark and the outlined monogram. It is an informal expression of the Amherst identity and can be used in applications where the seal is not appropriate.




Amherst College

Minimum Use



No maximum usage restriction.
Minimum usage is 1.6 inches wide.

Small Use in Print




The **Small Use Monogram Lockup** should be used for any applications between 1.6 inches and 0.75 inches. The **minimum** size for the Small Use Monogram Lockup in print is 0.75 inches.

2.8 One-Line Mammoth Lockup

The mammoth logotype combines the mammoth and College wordmarks. This combination is an expression of the Amherst identity and should be used in applications that don't require the seal.



Minimum Use



No maximum usage restriction.
Minimum size in print is 3.25 inches wide.

Small Use in Print




The **Small Use Mammoth Head Lockup** should be used for any applications between 3.25 inches and 1.75 inches. The **minimum** size for the Small Use Mammoth Head Lockup is 1.75 inches.

2.9 Two-Line Mammoth Lockup

The two-line mammoth logotype combines the mammoth and two-line wordmark. It is an informal expression of the Amherst identity and can be used in applications where the seal is not appropriate.



Minimum Use



No maximum usage restriction.
Minimum size in print is 1.2 inches wide.

Small Use in Print



The **Small Use Mammoth Head Lockup** should be used for any applications between 1.2 inches and 0.75 inches. The **minimum** size for the Small Use Mammoth Head Lockup is 0.75 inches.

2.10 Centered Mammoth Lockup

The centered mammoth lockup combines the mammoth and one-line wordmarks. It is an informal expression of the Amherst identity and can be used in applications where the seal is not appropriate.




Minimum Use



No maximum usage restriction.
Minimum size in print is 1.4 inches wide.

Small Use in Print



The **Small Use Mammoth Head Lockup** should be used for any applications between 1.4 inches and 0.75 inches. The **minimum** size for the Small Use Mammoth Head Lockup is 0.75 inches.

2.11 Formal Departmental Lockup

The formal departmental lockup consists of the College seal, the College wordmark and the academic or administrative unit descriptor.



Amherst College

Department of Physics & Astronomy



Clear Space for Print Use

A square drawn around the A from the wordmark creates the clear space. Nothing should be placed in this area.



The clear space rule can be used to create a **background** for the lockup. Minimum usage rules still apply.

Minimum Use



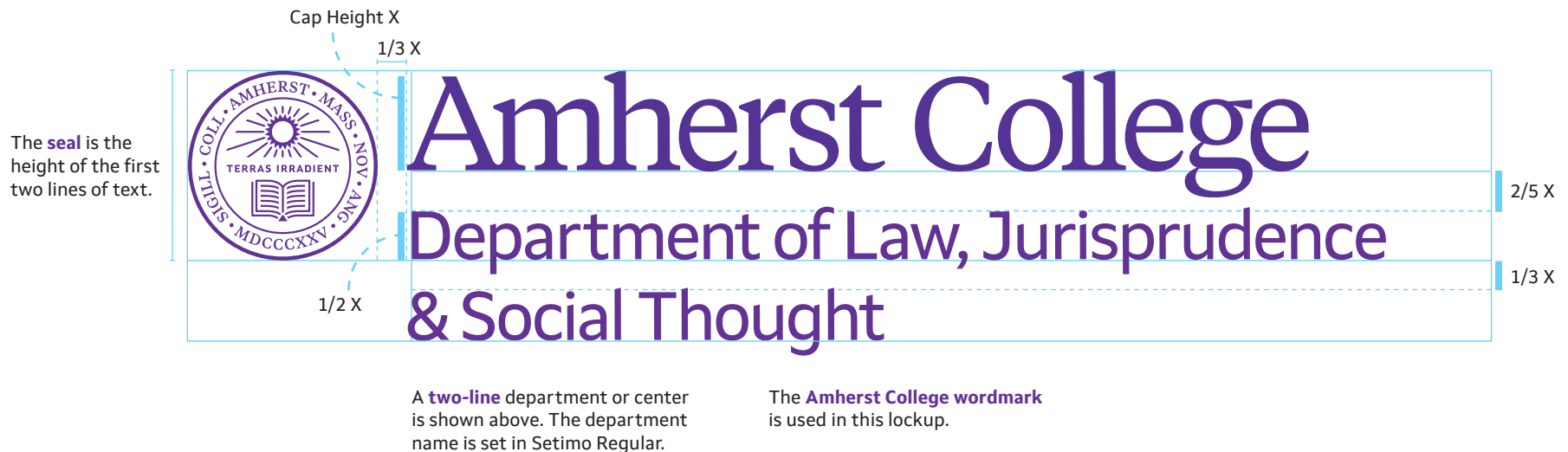

No maximum usage restriction. **Minimum size in print** is 0.5 inches wide at the seal as shown above.

Small Use in Print



The **Small Use Seal Lockup** should be used for any applications between 0.5 inches and 0.3 inches measured at the seal. The **minimum** size for the Small Use Seal Lockup is 0.3 inches measured at the seal.

2.12 Formal Departmental Lockup Format



2.13 Informal Departmental Lockup

The informal departmental lockup consists of the College wordmark and the academic or administrative unit descriptor.

Amherst College Physics & Astronomy

“Department of” is optional.



Clear Space in Print Use

A square drawn around a capital letter from the department name creates the clear space. Nothing should be placed in this area.



The clear-space rule can be used to create a **background** for the lockup. Minimum usage rules apply.

Minimum Use



No maximum usage restriction.


Minimum size in print is 0.75 inches at the Amherst wordmark as shown above.

2.14 Informal Departmental Lockup Format



A **one-line** department or center is shown above. The department name is set in Setimo Regular.

The **Amherst College wordmark** is used in this lockup.



A **two-line** department or center is shown above. The department name is set in Setimo Regular.

The **Amherst College wordmark** is used in this lockup.

2.15 Informal Departmental Lockup

The informal department and center logotype consists of the outlined monogram and the academic or administrative unit descriptor.



Department of Physics & Astronomy

“**Department of**” is optional. An ampersand should be used in place of the word “and.”



Clear Space in Print Use

A square drawn around the A from the wordmark creates the **clear space**. Nothing should be placed in this area.



The clear-space rule can be used to create a **background** for the lockup. Minimum usage rules apply.

Minimum Use



Department of Physics & Astronomy

No maximum usage restriction.
Minimum size in print is 0.4 inches wide from the left side of the monogram to the right as shown above.


Small Use in Print



Department of Physics & Astronomy

The **Small Use Monogram Lockup** should be used for any applications between 0.4 inches and 0.2 inches measured at the monogram. The **minimum** size for the Small Use Monogram Lockup is 0.2 inches measured at the monogram.

2.16 Informal Departmental Lockup Format



The department name should be typeset in **Setimo Regular**.

2.17 Incorrect Uses

The academic and administrative unit logotypes, exemplified here by Amherst College Department of Physics & Astronomy, should not be altered in any way, including extending, condensing, outlining; adding borders, special effects or drop shadows; or attaching other icons. The graphics on this page illustrate a few examples of incorrect usage.



Don't place the sub-unit descriptor above the monogram and school name.



Don't align flush right.



Don't rearrange components within lockup.



Don't use a format not meant for your organization.



Don't string the sub-unit descriptor in one long line. Break it so that the longest line is slightly longer than the academic unit name.



Don't use unapproved weights or cases for the sub-unit descriptor.



Don't use unapproved colors.



Don't place the logotype on top of a busy or complex photograph.



Don't create a background shape for the lockups that does not follow the clear-space rules.

2.17 Incorrect Uses, Cont'd

The academic and administrative unit logotypes, exemplified here by Amherst College Department of Physics & Astronomy, should not be altered in any way, including extending, condensing, outlining; adding borders, special effects or drop shadows; or attaching other icons. The graphics on this page illustrate a few examples of incorrect usage.



Don't use unapproved typefaces.



Don't stretch the lockups.



Don't add a stroke.
Don't use unapproved colors.



Don't change the size relationships of elements within the lockups.



Don't use the small-use lockups at an unapproved size. **Don't** crop the lockups.



Don't use type from the informal lockup with the seal.

3 Graphic Elements

3.1 Graphic Elements Overview

These graphic elements are meant to be used alongside the marks and lockups.

1.
Sunburst



2.
Sunrise

Bleed is built in.
Graphic should
always crop at blue
line as shown.



3.
Outlined Monogram



4.
Monogram



4 Color

4.1 Primary Color Palette



Mammoth Purple Night

#311a4d
PMS 2627
C85 M100 Y6 K38
R49 G26 B77

Mammoth Purple

#3f1f69
PMS 267
C82 M97 Y0 K0
R63 G31 B105

Mammoth Purple
 is the main color in
 the Amherst College
 Identity.

Mammoth Purple Dusk

#5d3c85
PMS 7679
C87 M97 Y0 K0
R93 G60 B133

Mammoth Purple Light

#856cb0
PMS 2655
C51 M61 Y0 K0
R133 G108 B176

Mammoth Purple Pale

#b7a5d3
PMS 2645
C35 M42 Y0 K0
R183 G165 B211



Mammoth Purple Stomp

#470a77
R71 G10 B119

A stronger purple for social
 graphics and more.

For digital use only.



Black

#000000
PMS Black 6
C40 M30 Y30 K100
R16 G24 B32

White

#ffffff
C0 M0 Y0 K0

Use CMYK conversions as shown.
Do not use Bridge conversion.

4.2 Secondary Color Palette

Secondary colors may be used in small proportions. Avoid using the secondary colors in a manner that suggests that the Amherst College school colors are anything other than purple and white.



Spring Leaf Dark
#458246
PMS 7741
C76 M4 Y100 K21
R69 G130 B70

Spring Leaf
#5ba151
PMS 368
C65 M0 Y100 K0
R91 G161 B81

Spring Leaf Light
#93d28f
PMS 366
C31 M0 Y51 K0
R147 G210 B143

Use all CMYK conversions as shown.



Ice Age Night
#0099bc
PMS 7704
C93 M4 Y8 K24
R0 G153 B188

Ice Age
#00b8d5
PMS 2199
C77 M0 Y16 K0
R0 G184 B213

Ice Age Morning
#64dfef
PMS 2197
C50 M0 Y12 K0
R100 G223 B235



Autumn Leaf Dark
#cc5833
PMS 173
C0 M82 Y94 K2
R204 G88 B51

Autumn Leaf
#df723d
PMS 164
C0 M74 Y100 K0
R223 G114 B61

Autumn Leaf Light
#fea065
PMS 150
C0 M41 Y78 K0
R254 G160 B101

CMYK should be printed at **85%**.



Robert Frost
#505061
PMS Cool Gray 11C
C44 M34 Y22 K77
R80 G80 B97

Iron Frost
#767481
PMS Cool Gray 9C
C30 M22 Y17 K57
R118 G116 B129

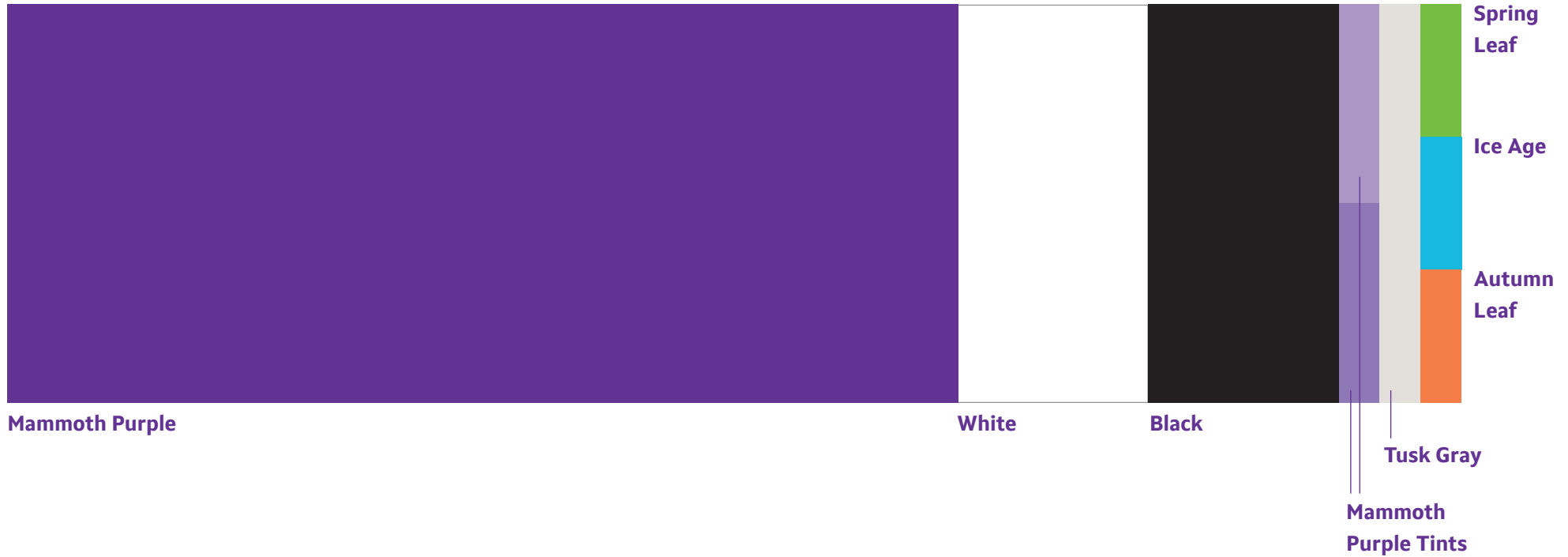
Thundersnow
#aeaeb2
PMS Cool Gray 5C
C13 M9 Y10 K27
R174 G174 B178

Permafrost
#d2cfd
PMS Cool Gray 2C
C5 M3 Y5 K11
R210 G207 B205

Tusk Gray
#e2e1db
PMS Cool Gray 1C
C4 M2 Y4 K8
R226 G225 B219

4.3 Entire Color Palette

Recommended ratio of use:




Mammoth Purple should be used more than any other color in the palette. The secondary colors are meant to act as complements to the main color palette.

4.4 Approved One-Color Combinations




White on Mammoth Purple



Mammoth Purple on white




White on Mammoth Purple Light



Black on white



Black on Mammoth Purple Pale




White on black



Mammoth Purple Light on white.



Do not use Mammoth Purple on black. The contrast is not high enough for adequate legibility.



Do not use Mammoth Purple Pale on white.

5

Typography

5.1 Primary and Secondary Official Typefaces

Aa

Tiempos

Aa

Setimo

5.2 Primary Official Typeface

Amherst's official serif typeface is Tiempos. This typeface offers a wide range of weights, allowing for small and digital use without degradation. Consistent use of this official typeface helps reinforce Amherst's identity.

Email: commassets@amherst.edu
for information on acquiring Tiempos.

Tiempos Regular

Tiempos Italic

Tiempos Medium

Tiempos Medium Italic

Tiempos Semibold

Tiempos Semibold Italic

Tiempos Bold

Tiempos Bold Italic

Tiempos Headline Light

5.3 Secondary Official Typeface

Amherst's official sans typeface is Setimo. This typeface offers a wide range of weights, allowing for small and digital use without degradation. It acts as a complement to Tiempos. Consistent use of this official typeface helps reinforce the College's identity.

Note that Setimo by default has wide letter tracking, which works well for small type. For headlines and other large type, tighten the tracking.

Email: commassets@amherst.edu for information on acquiring Setimo.

Additional Typefaces

Amherst makes alternate typefaces available for informal use in documents and on-campus communications. See [Amherst.edu/go/vit](https://amherst.edu/go/vit) for details.

Setimo Light
Setimo Light Italic
Setimo Regular
Setimo Italic
Setimo Bold
Setimo Bold Italic